

Landesbank Hessen-Thuringen GZ - Public-Sector Covered Bonds

Covered Bonds / Germany

Contacts	Lenhard, Martin - +49 (697) 073-0743 - Martin.Lenhard@moodys.com Ritzka, Stefan - +49 (697) 073-0947 - Stefan.Ritzka@moodys.com	
Monitoring	Monitor.CB@moodys.com	Click on the icon to download data into Excel & to see Glossary of terms used Click here to access the covered bond programme webpage on moodys.com
Client Service Desk	London: +44 20 7772-5454, csdlondon@moodys.com	

Reporting as of: 29/03/2018 All amounts in EUR (unless otherwise specified)

For information on how to read this report, see the latest [Moody's Global Covered Bond Monitoring Overview](#)

Data as provided to Moody's Investors Service (note 1)

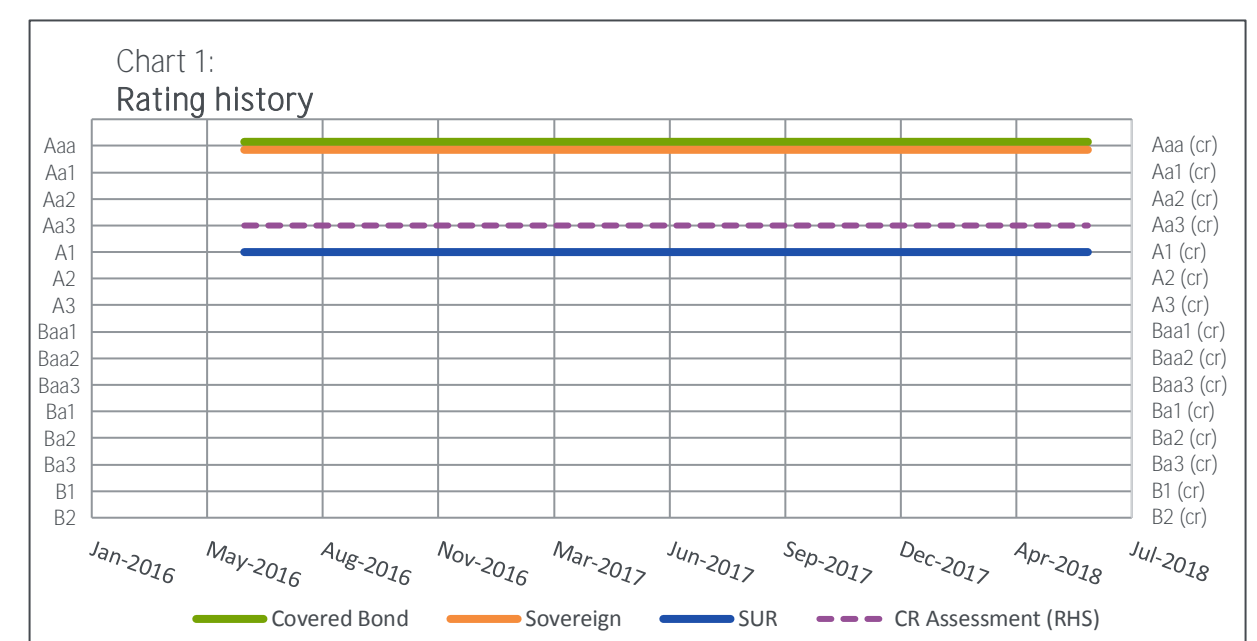
I. Programme Overview

Overview

Year of initial rating assignment:	1995
Total outstanding liabilities:	EUR 16,350,366,509
Total assets in the Cover Pool:	EUR 20,474,335,236
Issuer name / CR Assessment:	Landesbank Hessen-Thuringen GZ / Aa3(cr)
Group or parent name / CR Assessment:	n/a
Main collateral type:	Public Sector

Ratings

Covered bonds rating:	Aaa
Entity used in Moody's EL & TPI analysis:	Landesbank Hessen-Thuringen GZ
CB anchor:	CR Assessment + 1 notch
CR Assessment:	Aa3(cr)
SUR:	A1
Unsecured claim used for Moody's EL analysis:	Yes



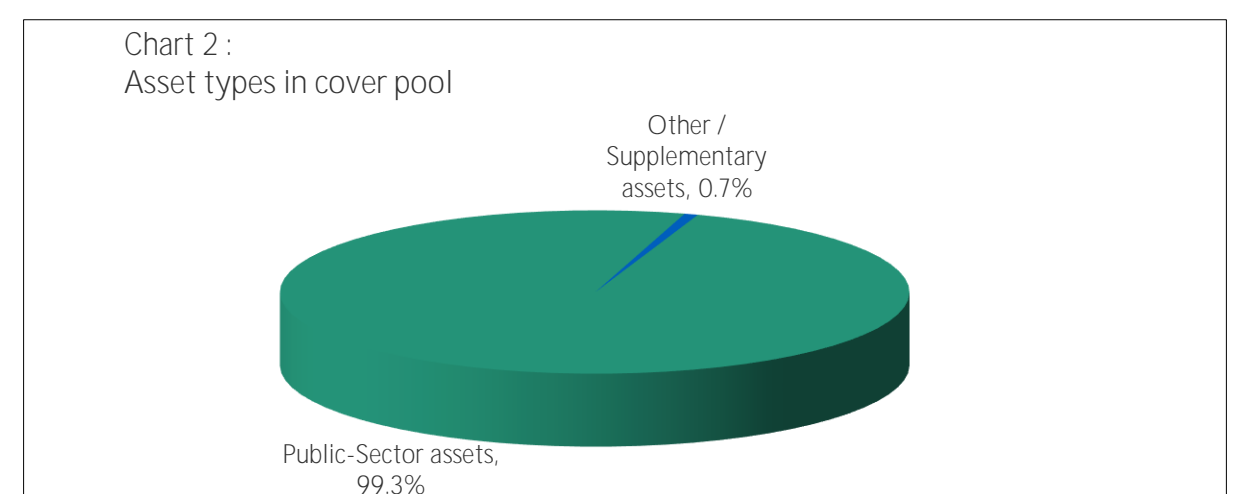
II. Value of the Cover Pool

Collateral quality

Collateral Score:	3.1%
Collateral Score excl. systemic risk:	n/a

Cover Pool losses

Collateral Risk (Collateral Score post-haircut):	1.7%	17%
Market Risk:	8.2%	83%
	10.0%	(100%)



III. Over-Collateralisation Levels

(notes 2 & 3)

Over-Collateralisation (OC) figures presented below include Eligible only collateral. Over-Collateralisation levels are provided on any of the following: nominal basis or unstressed NPV basis or on stressed NPV basis. NPV stress test where stressed: Internal risk model

Current situation

Committed OC (Stressed NPV):	2.0%
Current OC (Unstressed NPV):	25.7%
OC consistent with current rating (note 4)	0.0%

Sensitivity scenario CB anchor

	OC consistent with current rating	
Scenario 1: CB anchor is lowered by	1 notch	2.0%

IV. Timely Payment Indicator & TPI Leeway

Timely Payment Indicator (TPI):	High
TPI Leeway:	5

Extract from TPI table - CB anchor is CR Assessment + 1 notch

CR Assessment	High
Aaa(cr)	Aaa
Aa1(cr)	Aaa
Aa2(cr)	Aaa
Aa3(cr)	Aaa
A1(cr)	Aaa
A2(cr)	Aaa
A3(cr)	Aaa
Baa1(cr)	Aaa
Baa2(cr)	Aaa
Baa3(cr)	Aa1

Legal framework

Does a specific covered bond law apply for this programme:	Yes, Pfandbrief Act
Main country in which collateral is based:	Germany
Country in which issuer is based:	Germany

Timely payment

Refinancing period for principal payments of 6 months or greater:	No
Liquidity reserve to support timely payments on all issuances:	Yes

Please refer to section 4 of the Pfandbrief Act.

(note 1) The data reported in this PO is based on information provided by the issuer and may include certain assumptions made by Moody's. Moody's accepts no responsibility for the information provided to it and, whilst it believes the assumptions it has made are reasonable, cannot guarantee that they are or will remain accurate. Although Moody's encourages all issuers to provide reporting data in a consistent manner, there may be differences in the way that certain data is categorised by issuers. The data reporting template (which Issuers are requested to use) is available on request.

(note 2) This assumes the Covered Bonds rating is not constrained by the TPI. Also to the extent rating assumptions change following a downgrade or an upgrade of the Issuer, the necessary OC stated here may also change. This is especially significant in the case of CR assessments of A3(cr) or Baa1(cr), as the necessary OC following a 1 notch downgrade may then be substantially higher than the amount suggested here as market risks are considered more critically by Moody's at this time. In any event, the necessary OC amounts stated here are subject to change at anytime at Moody's discretion.

(note 3) This is the minimum OC calculated to be consistent with the current rating under Moody's expected loss model. However, the level of OC consistent with a given rating level may differ from this amount where ratings are capped under the TPI framework and, for example, where committee discretion is applied.

(note 4) The OC consistent with the current rating is the minimum level of over-collateralisation which is necessary to support the covered bond rating at its current level on the basis of the pool as per the cut-off date. The sensitivity run is based on certain assumptions, including that the Covered Bonds rating is not constrained by the TPI. Further, this sensitivity run is a model output only and therefore a simplification as it does not take into account certain assumptions that may change as an issuer is downgraded, and as a result the actual OC number consistent with the current rating may be higher than shown. The OC required may also differ from the model output in situations when committee discretion is applied. In any event, the OC amounts stated here are subject to change at any time at Moody's discretion.

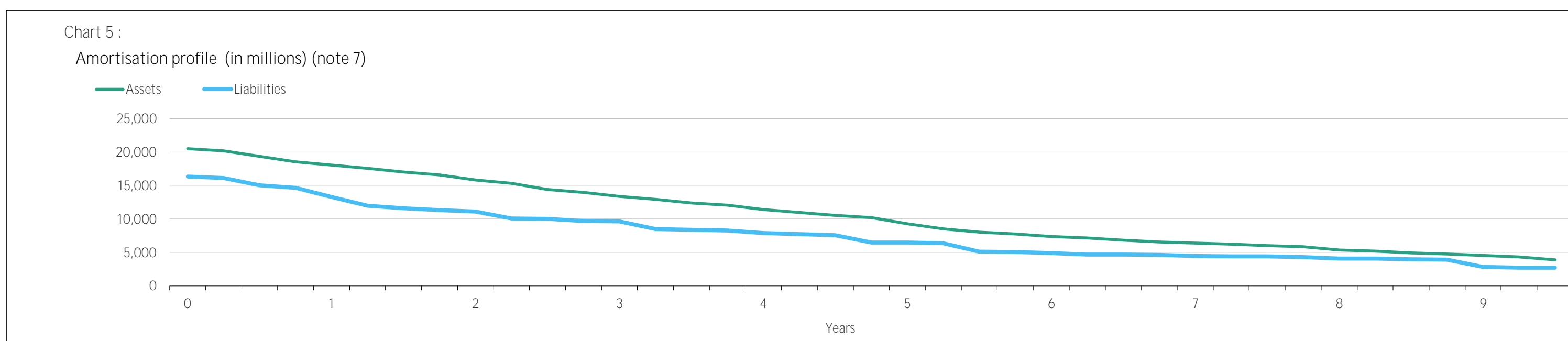
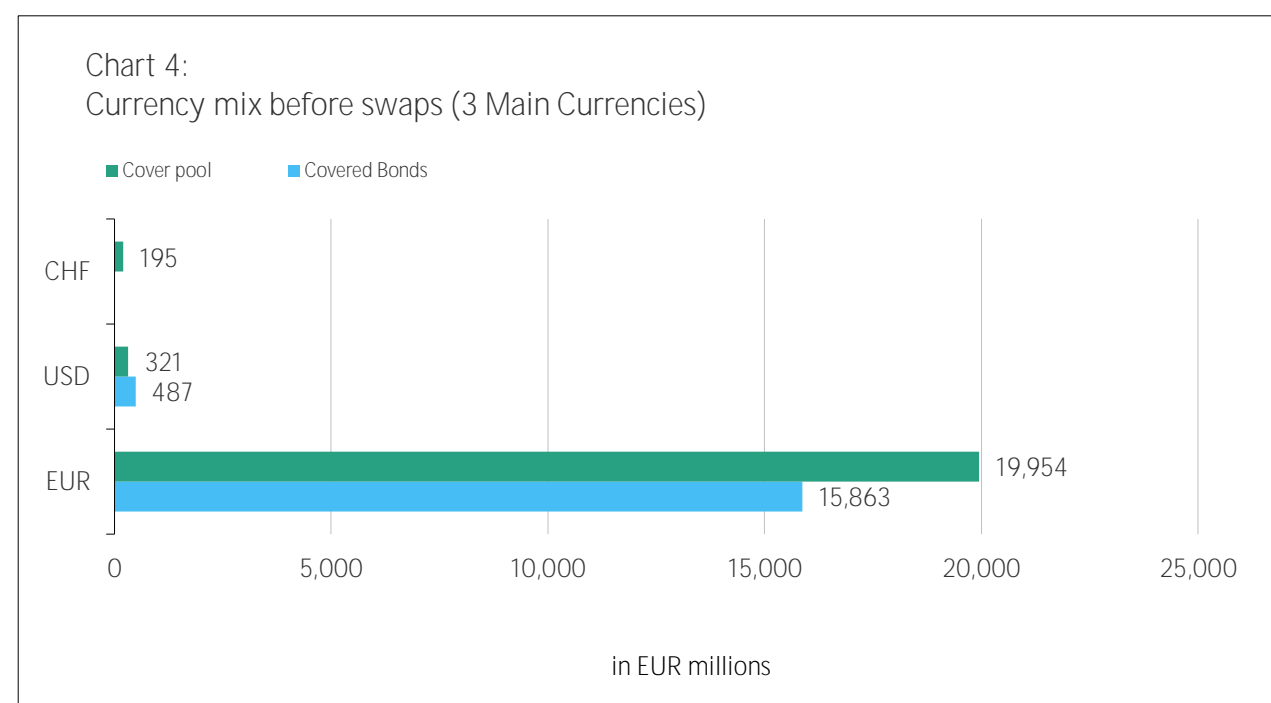
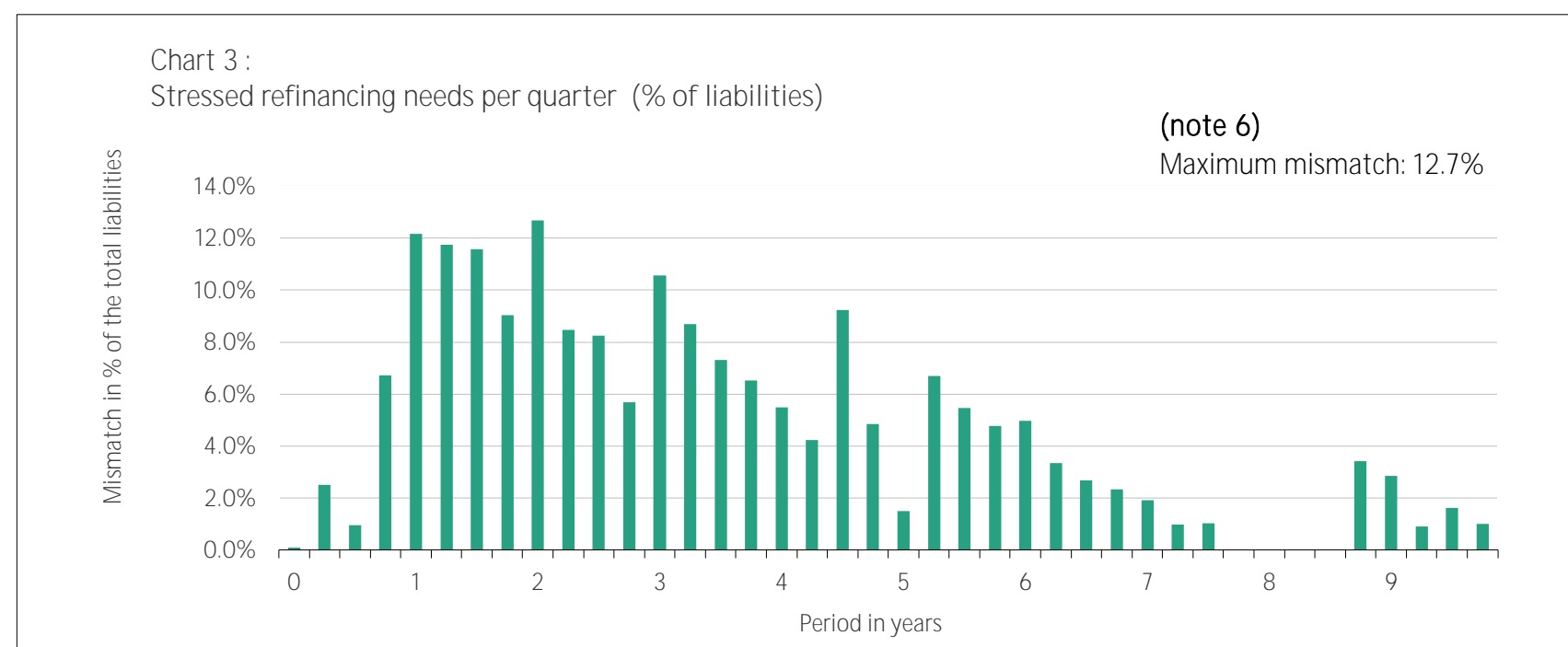
V. Asset Liability Profile

Interest Rate & Duration Mismatch (note 5)

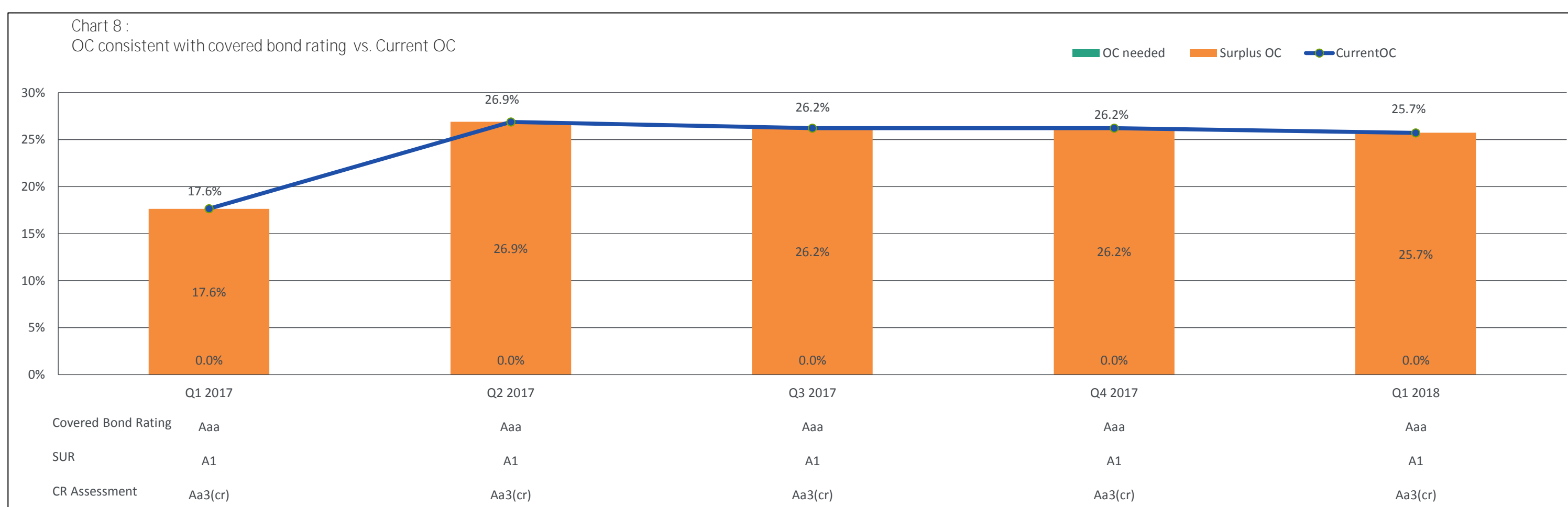
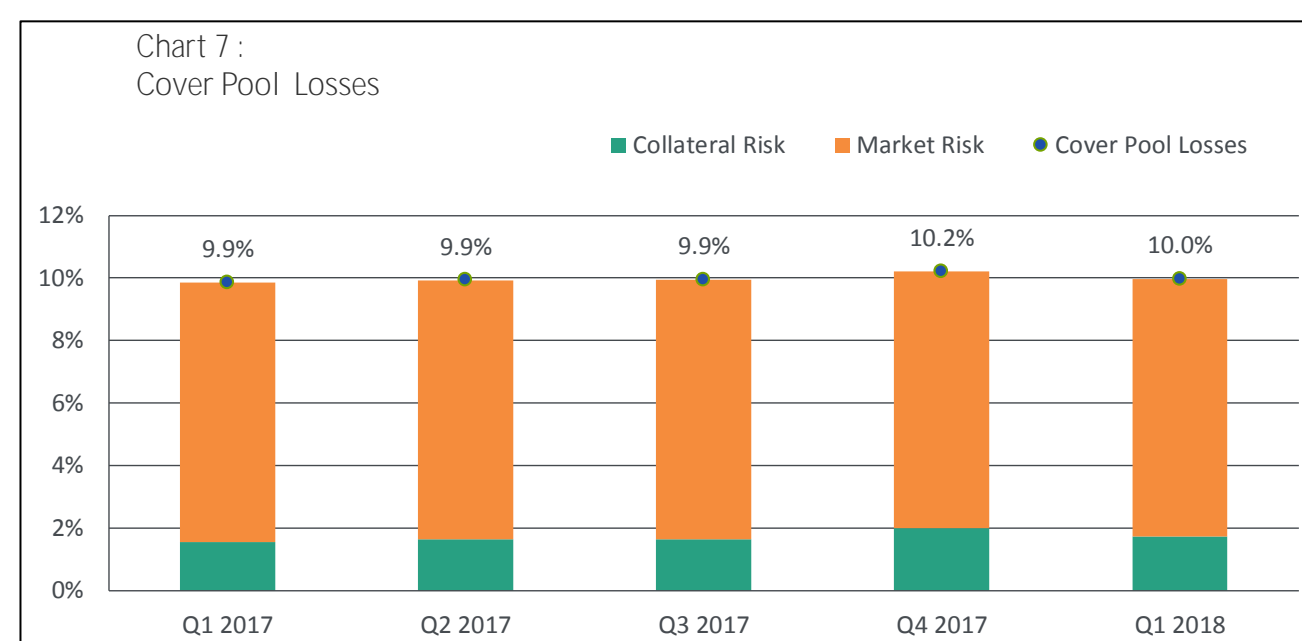
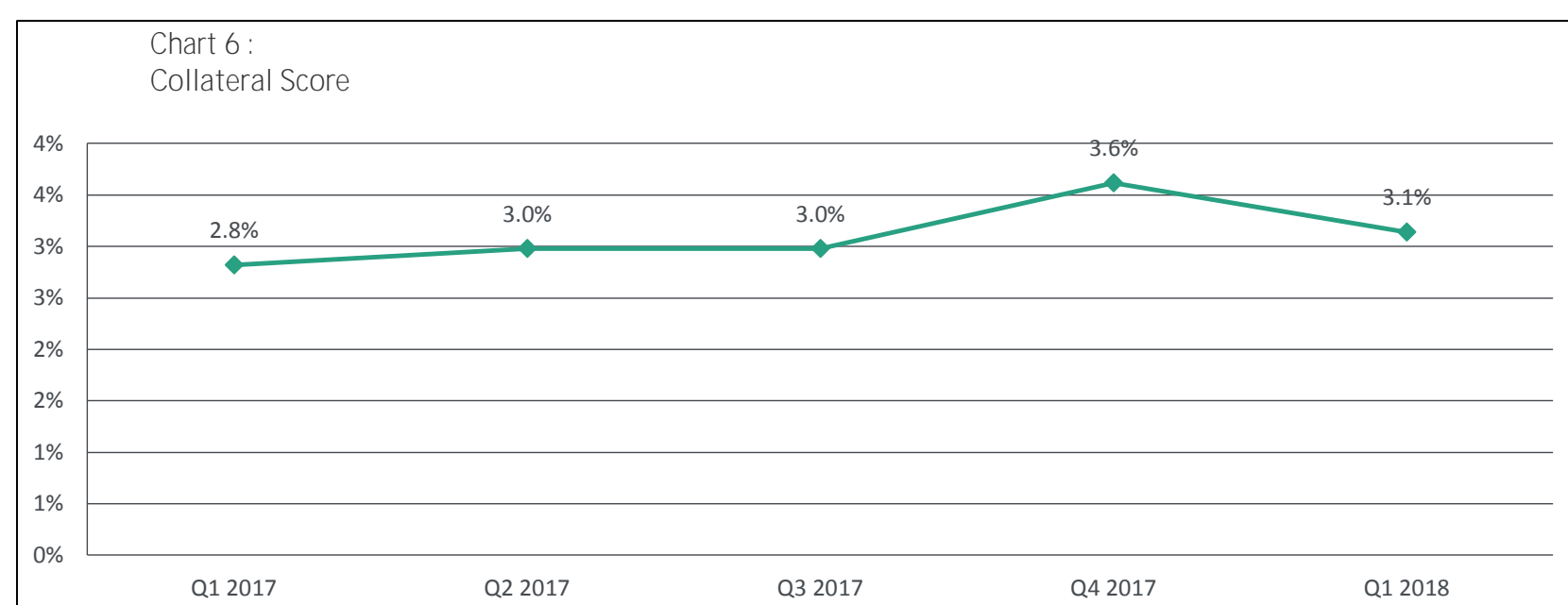
Fixed rate assets in the cover pool:	91.1%
Fixed rate covered bonds outstanding:	95.5%
WAL of outstanding covered bonds:	5.3 years
WAL of the cover pool:	6.1 years

Swap Arrangements

Interest rate swap(s) in the Cover Pool:	No
Intra-group interest rate swap(s) provider(s):	No
Currency swap(s) in the Cover Pool:	No
Intra-group currency swap(s) provider(s):	No



VI. Performance Evolution



This publication does not announce a credit rating action. For any credit ratings referenced in this publication, please see the ratings tab on the issuer/entity page on www.moody's.com for the most updated credit rating action information and rating history.

(note 5) This assumes no prepayment.

(note 6) Based on principal flows only. Assumptions include no prepayments, principal collections limited to the portion of assets that make up the amount of the liabilities plus committed OC, no further CB issuance and no further assets added to the cover pool.

(note 7) Assumptions include swaps in place in Cover Pool, no prepayment and no further CB issuance.

VII. Cover Pool Information - Public Sector Assets

Overview

Asset type:	Public Sector
Asset balance:	20,330,840,828
WA remaining Term (in months):	114
Number of borrowers:	5,655
Number of loans / bonds:	19,885
Exposure to the 10 largest borrowers:	19.6%
Average exposure to borrowers:	3,595,197

n/d: information not disclosed by Issuer
n/a: information not applicable

Specific Loan and Borrower characteristics

Repo eligible loans / bonds:	2.5%
Percentage of fixed rate loans / bonds:	91.1%
Percentage of bullet loans/ bonds:	25.1%
Loans / bonds in non-domestic currency:	2.4%

Performance

Loans / bonds in arrears (≥ 2months - < 6months):	0.0%
Loans / bonds in arrears (≥ 6months - < 12months):	0.0%
Loans / bonds in arrears (≥ 12months):	0.0%
Loans / bonds in a foreclosure procedure:	0.0%

	Germany	France	Ireland	Other	Totals
Direct claim against supranational	0.0%	0.0%	0.0%	0.0%	0.0%
Direct claim against sovereign	0.0%	0.0%	0.0%	0.0%	0.0%
Loan with guarantee of sovereign	0.0%	0.3%	1.8%	2.4%	4.4%
Direct claim against region/federal state	15.3%	0.0%	0.0%	0.2%	15.5%
Loan with guarantee of region/federal state	3.9%	0.0%	0.0%	0.0%	3.9%
Direct claim against municipality	66.2%	2.6%	0.0%	0.9%	69.7%
Loan with guarantee of municipality	6.0%	0.0%	0.0%	0.2%	6.1%
Others	0.3%	0.0%	0.0%	0.0%	0.3%
	91.7%	2.9%	1.8%	3.7%	

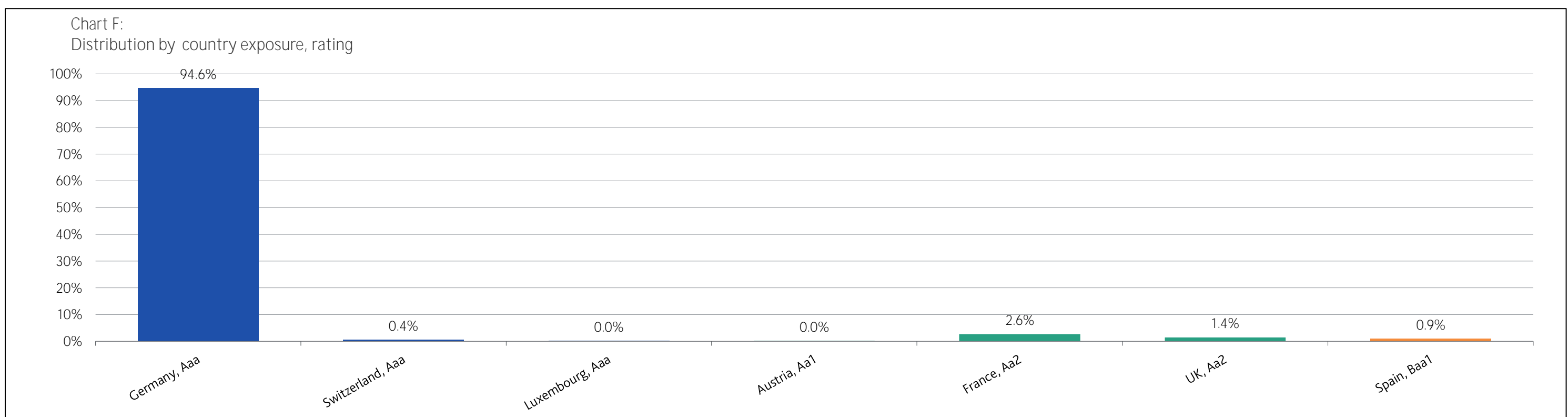
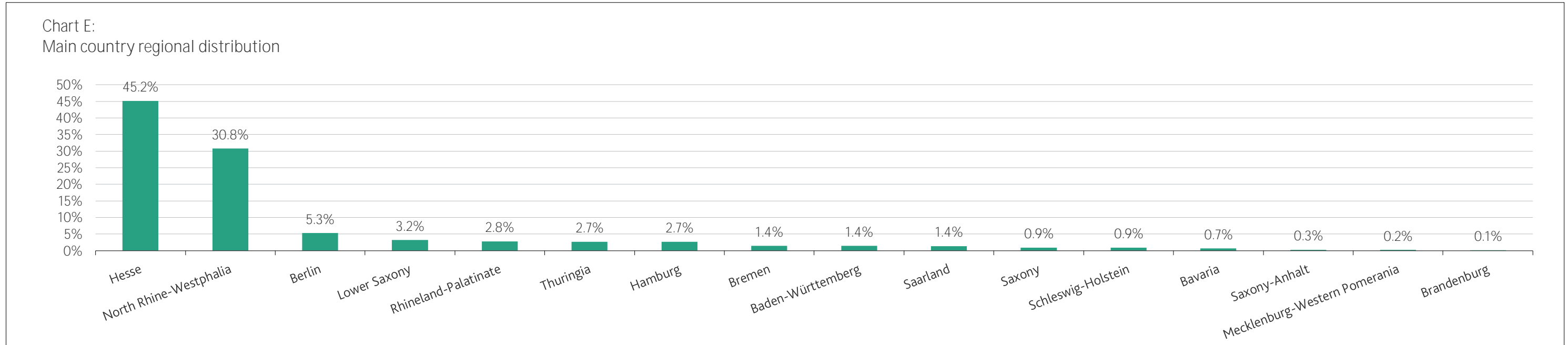
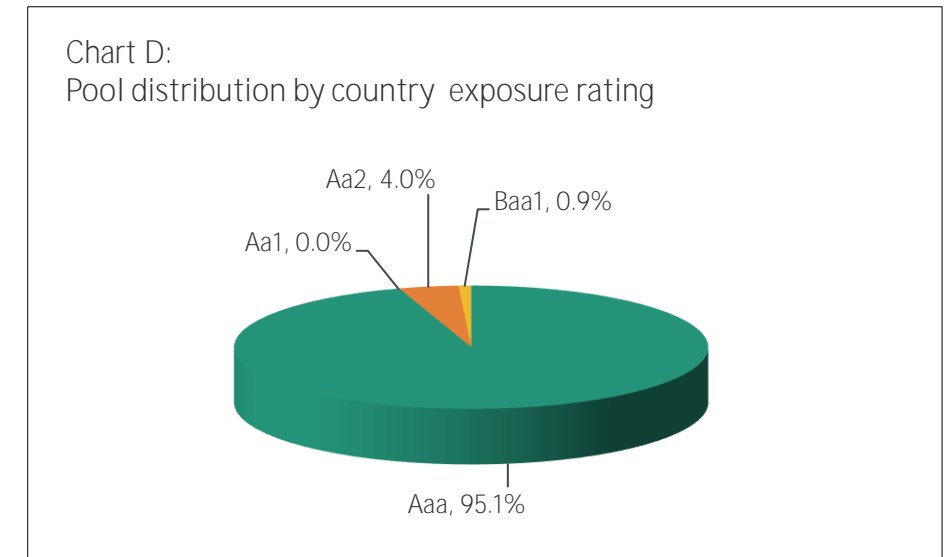
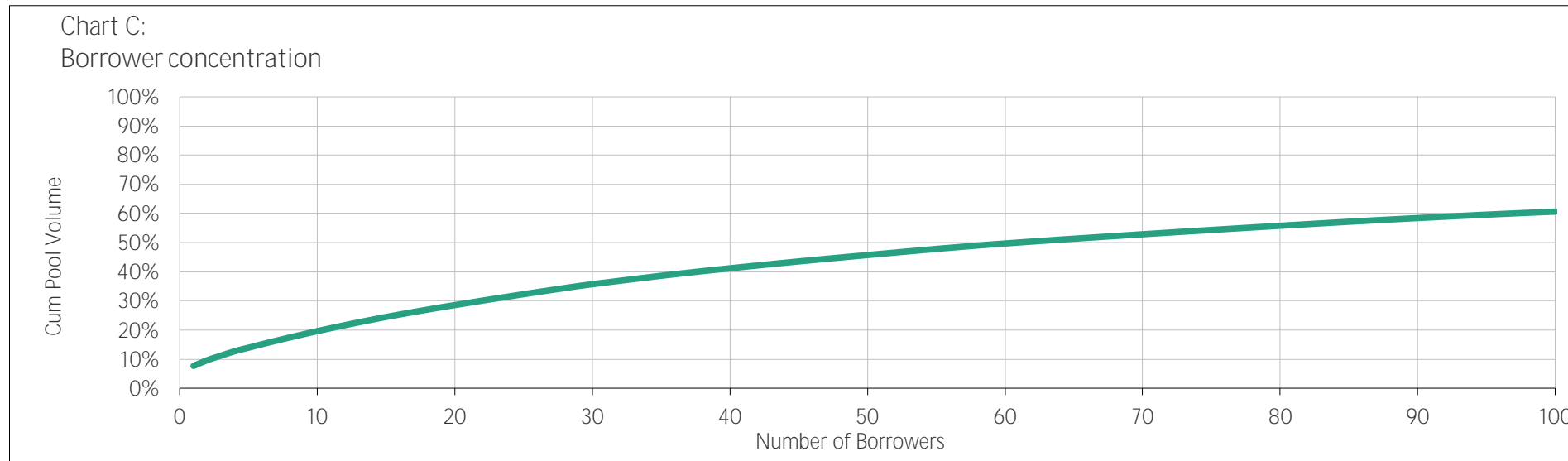
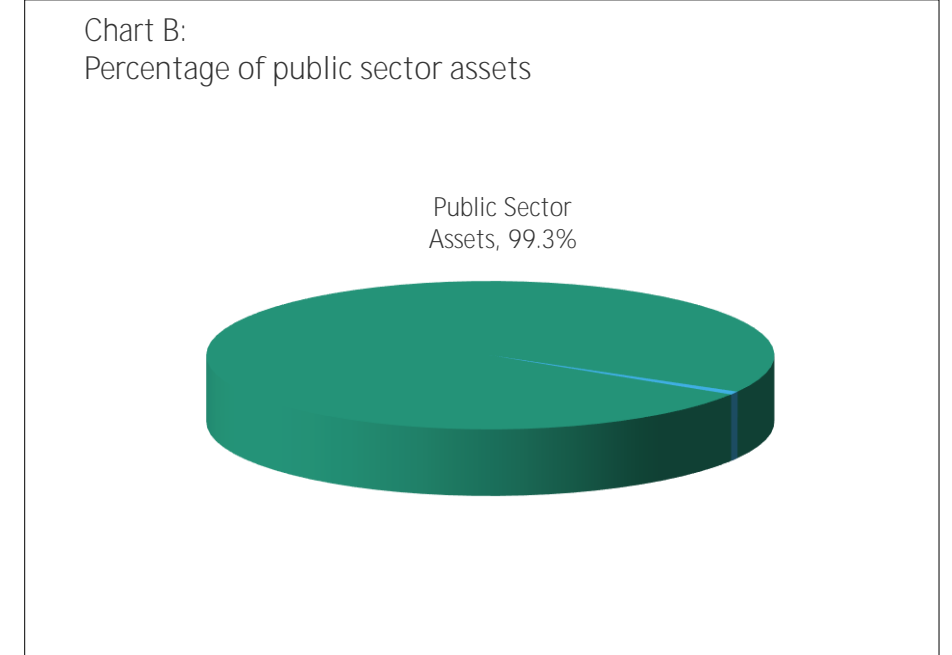


Table A and Chart C are based on debtor data. Charts D, E and F are based on guarantor data or, on unavailability of such information, on debtor data, as reported by the issuer.

VIII. Cover Pool Information - Supplementary Assets

Overview

Asset type:	Supplementary Assets
Asset balance:	143,494,408
WA remaining Term (in months):	n/d
Number of assets:	52
Number of borrowers:	8
Average assets size:	2,759,508
Average exposure to borrowers:	17,936,801

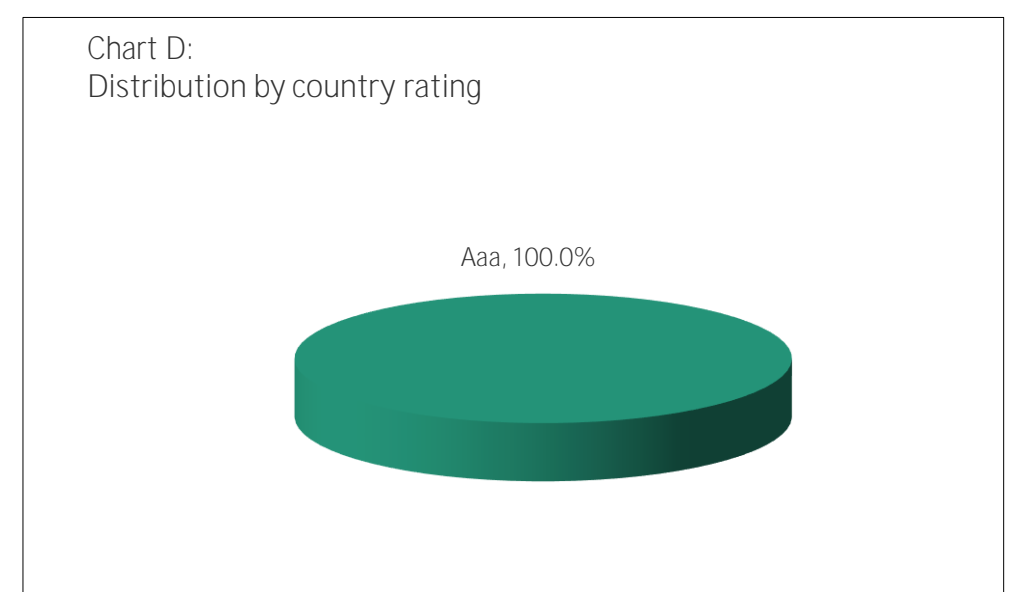
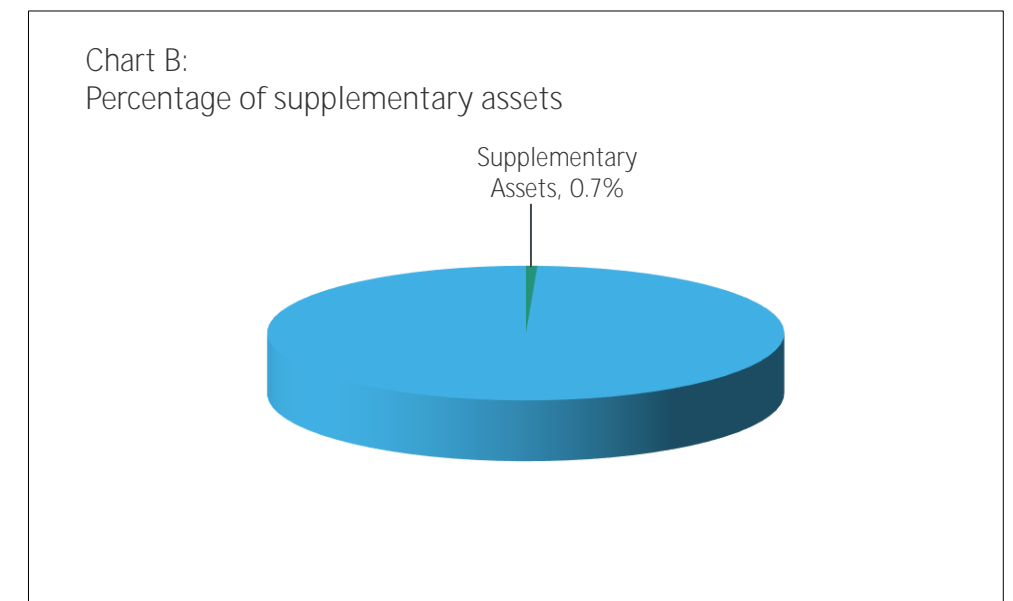

n/d: information not disclosed by Issuer
n/a: information not applicable

Specific Loan and Borrower characteristics

Repo eligible assets:	n/d
Percentage of fixed rate assets:	100.0%
Percentage of bullet assets:	100.0%
Assets in non-domestic currency:	27.5%

Performance

Assets in arrears (≥ 2months - < 6months):	0.0%
Assets in arrears (≥ 6months - < 12months):	0.0%
Assets in arrears (> 12months):	0.0%
Assets in a enforcement procedure:	0.0%



IX. Liabilities Information: Last 50 Issuances

ISIN	Series Number	Currency	Outstanding Amount	Issuance Date	Expected Maturity	Legal Final Maturity	Interest Rate Type	Coupon	Principal Payment
XS1793273092	n/d	EUR	500,000,000	20/03/2018	20/03/2028	20/03/2028	Fixed rate	0.875%	BULLET
DE000HLB2ND8	n/d	EUR	10,000,000	30/11/2017	30/11/2022	30/11/2022	Fixed rate	0.662%	BULLET
DE000HLB2NE6	n/d	EUR	10,000,000	30/11/2017	30/11/2027	30/11/2027	Fixed rate	0.997%	BULLET
XF0000HEX906	n/d	EUR	10,000,000	17/11/2017	17/11/2025	17/11/2025	Fixed rate	0.500%	BULLET
DE000HLB2L33	n/d	EUR	5,000,000	01/09/2017	01/09/2022	01/09/2022	Fixed rate	1.500%	BULLET
XF0000HEX5Y8	n/d	EUR	34,000,000	27/04/2017	27/04/2037	27/04/2037	Fixed rate	1.310%	BULLET
XF0000HEX5X0	n/d	EUR	25,000,000	26/04/2017	26/04/2047	26/04/2047	Fixed rate	1.370%	BULLET
XS1587900843	n/d	EUR	80,000,000	29/03/2017	28/03/2042	28/03/2042	Fixed rate	1.383%	BULLET
DE000HLB2JK1	n/d	EUR	95,000,000	23/03/2017	23/03/2021	23/03/2021	Fixed rate	0.250%	BULLET
XF0000HEX4N4	n/d	EUR	10,000,000	13/03/2017	13/03/2047	13/03/2047	Fixed rate	1.735%	BULLET
XF0000HEX4P9	n/d	EUR	15,000,000	13/03/2017	13/03/2047	13/03/2047	Fixed rate	1.735%	BULLET
XF0000HEX4Q7	n/d	EUR	30,000,000	10/03/2017	11/03/2047	11/03/2047	Fixed rate	1.710%	BULLET
XF0000HEX4R5	n/d	EUR	10,000,000	10/03/2017	10/03/2049	10/03/2049	Fixed rate	1.760%	BULLET
XF0000HEX4U9	n/d	EUR	20,000,000	10/03/2017	10/03/2049	10/03/2049	Fixed rate	1.760%	BULLET
XF0000HEX1U5	n/d	EUR	2,000,000	24/02/2017	24/02/2037	24/02/2037	Fixed rate	1.760%	BULLET
XF0000HEX1S9	n/d	EUR	3,000,000	24/02/2017	24/02/2037	24/02/2037	Fixed rate	1.760%	BULLET
XF0000HEX1T7	n/d	EUR	3,000,000	24/02/2017	24/02/2037	24/02/2037	Fixed rate	1.760%	BULLET
XF0000HEX1V3	n/d	EUR	2,000,000	24/02/2017	24/02/2037	24/02/2037	Fixed rate	1.760%	BULLET
XF0000HEX1P5	n/d	EUR	1,000,000	23/02/2017	23/02/2037	23/02/2037	Fixed rate	1.750%	BULLET
XF0000HEX1N0	n/d	EUR	2,000,000	23/02/2017	23/02/2037	23/02/2037	Fixed rate	1.750%	BULLET
XF0000HEX1Q3	n/d	EUR	500,000	23/02/2017	23/02/2037	23/02/2037	Fixed rate	1.750%	BULLET
XF0000HEX1M2	n/d	EUR	6,500,000	23/02/2017	23/02/2037	23/02/2037	Fixed rate	1.750%	BULLET
XF0000HEX1W1	n/d	EUR	10,000,000	23/02/2017	23/02/2037	23/02/2037	Fixed rate	1.670%	BULLET
XS1558424153	n/d	EUR	100,000,000	31/01/2017	31/01/2019	31/01/2019	Zero Bond	Zero	BULLET
XF0000HEXZY0	n/d	EUR	10,000,000	30/01/2017	30/01/2037	30/01/2037	Fixed rate	1.700%	BULLET
DE000HLB2HU4	n/d	EUR	180,000,000	20/01/2017	20/01/2020	20/01/2020	Zero Bond	Zero	BULLET
XS1548773982	n/d	EUR	1,000,000,000	12/01/2017	12/01/2027	12/01/2027	Fixed rate	0.625%	BULLET
DE000HLB2HF5	n/d	EUR	64,500,000	11/01/2017	11/02/2022	11/02/2022	Zero Bond	Zero	BULLET
DE000HLB2LC4	n/d	EUR	75,000,000	10/01/2017	11/01/2027	11/01/2027	Fixed rate	0.375%	BULLET
DE000HLB1BZ8	n/d	EUR	37,000,000	10/01/2017	12/01/2026	12/01/2026	Fixed rate	0.375%	BULLET
DE000HLB2K18	n/d	EUR	22,000,000	24/11/2016	24/11/2021	24/11/2021	Fixed rate	0.040%	BULLET
DE000HLB1C43	n/d	EUR	50,000,000	11/08/2016	11/08/2031	11/08/2031	Fixed rate	0.610%	BULLET
DE000HLB1C27	n/d	EUR	53,000,000	22/07/2016	22/07/2026	22/07/2026	Fixed rate	0.250%	BULLET
XF0000HEXRF6	n/d	EUR	3,000,000	05/07/2016	05/07/2024	05/07/2024	Fixed rate	0.158%	BULLET
XS1382379318	n/d	EUR	1,000,000,000	21/03/2016	21/11/2022	21/11/2022	Fixed rate	0.125%	BULLET
DE000HLB1A52	n/d	EUR	225,500,000	21/01/2016	21/01/2022	21/01/2022	Fixed rate	0.275%	BULLET
XF0000HEXBP9	n/d	EUR	20,000,000	01/10/2015	28/01/2036	28/01/2036	Fixed rate	1.494%	BULLET
XF0000HEW668	n/d	EUR	5,000,000	14/04/2015	14/04/2038	14/04/2038	Fixed rate	2.840%	BULLET
XF0000HEW627	n/d	EUR	10,000,000	01/04/2015	01/04/2025	01/04/2025	Fixed rate	0.660%	BULLET
XF0000HEW635	n/d	EUR	5,000,000	01/04/2015	01/04/2022	01/04/2022	Fixed rate	0.305%	BULLET
XF0000HEW643	n/d	EUR	5,000,000	01/04/2015	01/04/2022	01/04/2022	Fixed rate	0.305%	BULLET
XS1196862889	n/d	EUR	1,000,000,000	04/03/2015	04/03/2020	04/03/2020	Fixed rate	0.100%	BULLET
700203480	n/d	EUR	5,324,456	14/11/2014	14/11/2044	14/11/2044	Zero Bond	Zero	BULLET
XF0000HEW5T9	n/d	EUR	25,000,000	10/11/2014	10/11/2034	10/11/2034	Fixed rate	1.875%	BULLET
XF0000HEW5P7	n/d	EUR	3,000,000	30/10/2014	30/10/2024	30/10/2024	Fixed rate	1.120%	BULLET
XS1127689807	n/d	USD	300,000,000	28/10/2014	28/10/2019	28/10/2019	Fixed rate	1.750%	BULLET
XS1127630231	n/d	USD	300,000,000	28/10/2014	28/10/2020	28/10/2020	Fixed rate	1.875%	BULLET
XF0000HEWS41	n/d	EUR	55,000,000	24/10/2014	24/10/2024	24/10/2024	Fixed rate	2.425%	BULLET
XF0000HEW5J0	n/d	EUR	10,000,000	21/10/2014	21/10/2039	21/10/2039	Fixed rate	2.800%	BULLET
XF0000HEW5K8	n/d	EUR	20,000,000	21/10/2014	21/10/2039	21/10/2039	Fixed rate	2.800%	BULLET

© 2018 Moody's Corporation, Moody's Investors Service, Inc., Moody's Analytics, Inc. and/or their licensors and affiliates (collectively, "MOODY'S"). All rights reserved.

CREDIT RATINGS ISSUED BY MOODY'S INVESTORS SERVICE, INC. AND ITS RATINGS AFFILIATES ("MIS") ARE MOODY'S CURRENT OPINIONS OF THE RELATIVE FUTURE CREDIT RISK OF ENTITIES, CREDIT COMMITMENTS, OR DEBT OR DEBT-LIKE SECURITIES, AND MOODY'S PUBLICATIONS MAY INCLUDE MOODY'S CURRENT OPINIONS OF THE RELATIVE FUTURE CREDIT RISK OF ENTITIES, CREDIT COMMITMENTS, OR DEBT OR DEBT-LIKE SECURITIES. MOODY'S DEFINES CREDIT RISK AS THE RISK THAT AN ENTITY MAY NOT MEET ITS CONTRACTUAL, FINANCIAL OBLIGATIONS AS THEY COME DUE AND ANY ESTIMATED FINANCIAL LOSS IN THE EVENT OF DEFAULT. CREDIT RATINGS DO NOT ADDRESS ANY OTHER RISK, INCLUDING BUT NOT LIMITED TO: LIQUIDITY RISK, MARKET VALUE RISK, OR PRICE VOLATILITY. CREDIT RATINGS AND MOODY'S OPINIONS INCLUDED IN MOODY'S PUBLICATIONS ARE NOT STATEMENTS OF CURRENT OR HISTORICAL FACT. MOODY'S PUBLICATIONS MAY ALSO INCLUDE QUANTITATIVE MODEL-BASED ESTIMATES OF CREDIT RISK AND RELATED OPINIONS OR COMMENTARY PUBLISHED BY MOODY'S ANALYTICS, INC. CREDIT RATINGS AND MOODY'S PUBLICATIONS DO NOT CONSTITUTE OR PROVIDE INVESTMENT OR FINANCIAL ADVICE, AND CREDIT RATINGS AND MOODY'S PUBLICATIONS ARE NOT AND DO NOT PROVIDE RECOMMENDATIONS TO PURCHASE, SELL, OR HOLD PARTICULAR SECURITIES. NEITHER CREDIT RATINGS NOR MOODY'S PUBLICATIONS COMMENT ON THE SUITABILITY OF AN INVESTMENT FOR ANY PARTICULAR INVESTOR. MOODY'S ISSUES ITS CREDIT RATINGS AND PUBLISHES MOODY'S PUBLICATIONS WITH THE EXPECTATION AND UNDERSTANDING THAT EACH INVESTOR WILL, WITH DUE CARE, MAKE ITS OWN STUDY AND EVALUATION OF EACH SECURITY THAT IS UNDER CONSIDERATION FOR PURCHASE, HOLDING, OR SALE.

MOODY'S CREDIT RATINGS AND MOODY'S PUBLICATIONS ARE NOT INTENDED FOR USE BY RETAIL INVESTORS AND IT WOULD BE RECKLESS AND INAPPROPRIATE FOR RETAIL INVESTORS TO USE MOODY'S CREDIT RATINGS OR MOODY'S PUBLICATIONS WHEN MAKING AN INVESTMENT DECISION. IF IN DOUBT YOU SHOULD CONTACT YOUR FINANCIAL OR OTHER PROFESSIONAL ADVISER.

ALL INFORMATION CONTAINED HEREIN IS PROTECTED BY LAW, INCLUDING BUT NOT LIMITED TO, COPYRIGHT LAW, AND NONE OF SUCH INFORMATION MAY BE COPIED OR OTHERWISE REPRODUCED, REPACKAGED, FURTHER TRANSMITTED, TRANSFERRED, DISSEMINATED, REDISTRIBUTED OR RESOLD, OR STORED FOR SUBSEQUENT USE FOR ANY SUCH PURPOSE, IN WHOLE OR IN PART, IN ANY FORM OR MANNER OR BY ANY MEANS WHATSOEVER, BY ANY PERSON WITHOUT MOODY'S PRIOR WRITTEN CONSENT.

CREDIT RATINGS AND MOODY'S PUBLICATIONS ARE NOT INTENDED FOR USE BY ANY PERSON AS A BENCHMARK AS THAT TERM IS DEFINED FOR REGULATORY PURPOSES AND MUST NOT BE USED IN ANY WAY THAT COULD RESULT IN THEM BEING CONSIDERED A BENCHMARK.

All information contained herein is obtained by MOODY'S from sources believed by it to be accurate and reliable. Because of the possibility of human or mechanical error as well as other factors, however, all information contained herein is provided "AS IS" without warranty of any kind. MOODY'S adopts all necessary measures so that the information it uses in assigning a credit rating is of sufficient quality and from sources MOODY'S considers to be reliable including, when appropriate, independent third-party sources. However, MOODY'S is not an auditor and cannot in every instance independently verify or validate information received in the rating process or in preparing the Moody's Publications.

To the extent permitted by law, MOODY'S and its directors, officers, employees, agents, representatives, licensors and suppliers disclaim liability to any person or entity for any indirect, special, consequential, or incidental losses or damages whatsoever arising from or in connection with the information contained herein or the use of or inability to use any such information, even if MOODY'S or any of its directors, officers, employees, agents, representatives, licensors or suppliers is advised in advance of the possibility of such losses or damages, including but not limited to: (a) any loss of present or prospective profits or (b) any loss or damage arising where the relevant financial instrument is not the subject of a particular credit rating assigned by MOODY'S.

To the extent permitted by law, MOODY'S and its directors, officers, employees, agents, representatives, licensors and suppliers disclaim liability for any direct or compensatory losses or damages caused to any person or entity, including but not limited to by any negligence (but excluding fraud, willful misconduct or any other type of liability that, for the avoidance of doubt, by law cannot be excluded) on the part of, or any contingency within or beyond the control of, MOODY'S or any of its directors, officers, employees, agents, representatives, licensors or suppliers, arising from or in connection with the information contained herein or the use of or inability to use any such information.

NO WARRANTY, EXPRESS OR IMPLIED, AS TO THE ACCURACY, TIMELINESS, COMPLETENESS, MERCHANTABILITY OR FITNESS FOR ANY PARTICULAR PURPOSE OF ANY SUCH RATING OR OTHER OPINION OR INFORMATION IS GIVEN OR MADE BY MOODY'S IN ANY FORM OR MANNER WHATSOEVER.

Moody's Investors Service, Inc., a wholly-owned credit rating agency subsidiary of Moody's Corporation ("MCO"), hereby discloses that most issuers of debt securities (including corporate and municipal bonds, debentures, notes and commercial paper) and preferred stock rated by Moody's Investors Service, Inc. have, prior to assignment of any rating, agreed to pay to Moody's Investors Service, Inc. for appraisal and rating services rendered by it fees ranging from \$1,500 to approximately \$2,500,000. MCO and MIS also maintain policies and procedures to address the independence of MIS's ratings and rating processes. Information regarding certain affiliations that may exist between directors of MCO and rated entities, and between entities who hold ratings from MIS and have also publicly reported to the SEC an ownership interest in MCO of more than 5%, is posted annually at www.moody's.com under the heading "Investor Relations — Corporate Governance — Director and Shareholder Affiliation Policy."

Additional terms for Australia only: Any publication into Australia of this document is pursuant to the Australian Financial Services License of MOODY'S affiliate, Moody's Investors Service Pty Limited ABN 61 003 399 657AFSL 336969 and/or Moody's Analytics Australia Pty Ltd ABN 94 105 136 972 AFSL 383569 (as applicable). This document is intended to be provided only to "wholesale clients" within the meaning of section 761G of the Corporations Act 2001. By continuing to access this document from within Australia, you represent to MOODY'S that you are, or are accessing the document as a representative of, a "wholesale client" and that neither you nor the entity you represent will directly or indirectly disseminate this document or its contents to "retail clients" within the meaning of section 761G of the Corporations Act 2001. MOODY'S credit rating is an opinion as to the creditworthiness of a debt obligation of the issuer, not on the equity securities of the issuer or any form of security that is available to retail investors. It would be reckless and inappropriate for retail investors to use MOODY'S credit ratings or publications when making an investment decision. If in doubt you should contact your financial or other professional adviser.

Additional terms for Japan only: Moody's Japan K.K. ("MJKK") is a wholly-owned credit rating agency subsidiary of Moody's Group Japan G.K., which is wholly-owned by Moody's Overseas Holdings Inc., a wholly-owned subsidiary of MCO. Moody's SF Japan K.K. ("MSFJ") is a wholly-owned credit rating agency subsidiary of MJKK. MSFJ is not a Nationally Recognized Statistical Rating Organization ("NRSRO"). Therefore, credit ratings assigned by MSFJ are Non-NRSRO Credit Ratings. Non-NRSRO Credit Ratings are assigned by an entity that is not a NRSRO and, consequently, the rated obligation will not qualify for certain types of treatment under U.S. laws. MJKK and MSFJ are credit rating agencies registered with the Japan Financial Services Agency and their registration numbers are FSA Commissioner (Ratings) No. 2 and 3 respectively.

MJKK or MSFJ (as applicable) hereby disclose that most issuers of debt securities (including corporate and municipal bonds, debentures, notes and commercial paper) and preferred stock rated by MJKK or MSFJ (as applicable) have, prior to assignment of any rating, agreed to pay to MJKK or MSFJ (as applicable) for appraisal and rating services rendered by it fees ranging from JPY200,000 to approximately JPY350,000,000. MJKK and MSFJ also maintain policies and procedures to address Japanese regulatory requirements.