



Investor Presentation

The Helaba Group

Frankfurt / Main, September 2017

1 Helaba Strategic Business Model

2  Group Strategy

3 Business Development

4 Asset Quality

5 Funding




Helaba: Universal bank with strong regional focus

Key financial figures for H1 2017

| | |
|---|--------------------------|
| Total assets: | € 164.0 bn |
| CET1- ratio “phased-in” ¹ : | 15.1% |
| CET1- ratio “fully loaded” ¹ : | 14.9% |
| Total capital ratio ¹ : | 21.6% |
| Result for H1 2017: | € 238 mn (pre-tax, IFRS) |
| Risk-weighted assets: | € 50.1 bn |
| Leverage ratio: | 4.7% |

1) According to IFRS / CRR



Helaba's Profile

Universal Bank with Strong Regional Focus

4


Strategic Business Model

Universal bank integrating wholesale, S-Group business, private customers and SME business and public development & infrastructure business

Core Markets

Universal bank with strong focus on Germany and presence in carefully selected international markets

Savings Banks Group

Central bank for 156 German savings banks (40% of all savings banks in Germany); close integration in  Group Hesse-Thuringia with joint ratings

Customer Business

Stable customer business (>50% of total assets); reflecting Helaba's close ties to the real economy

Funding

Well-balanced mix of instruments and high level of market acceptance; sustainable liquidity management throughout Helaba Group

Helaba Rating

Excellent ratings from the three leading rating agencies; joint ratings with savings banks in Hesse-Thuringia; ranked among the top German banks



Helaba's Stable Strategic Business Model

Three Core Business Units

5

Helaba

...a Universal Bank with strong Regional Focus

Wholesale Business



Business Divisions:
Real Estate
Corporate Finance
Financial Institutions
and Public Finance
Global Markets
Asset Management
Transaction Banking

Group Business, Private Customers and SME Business



Public Development and Infrastructure Business



Wirtschafts- und Infrastrukturbank Hessen

Frankfurt / Main . Erfurt . Düsseldorf . Kassel . London . Paris



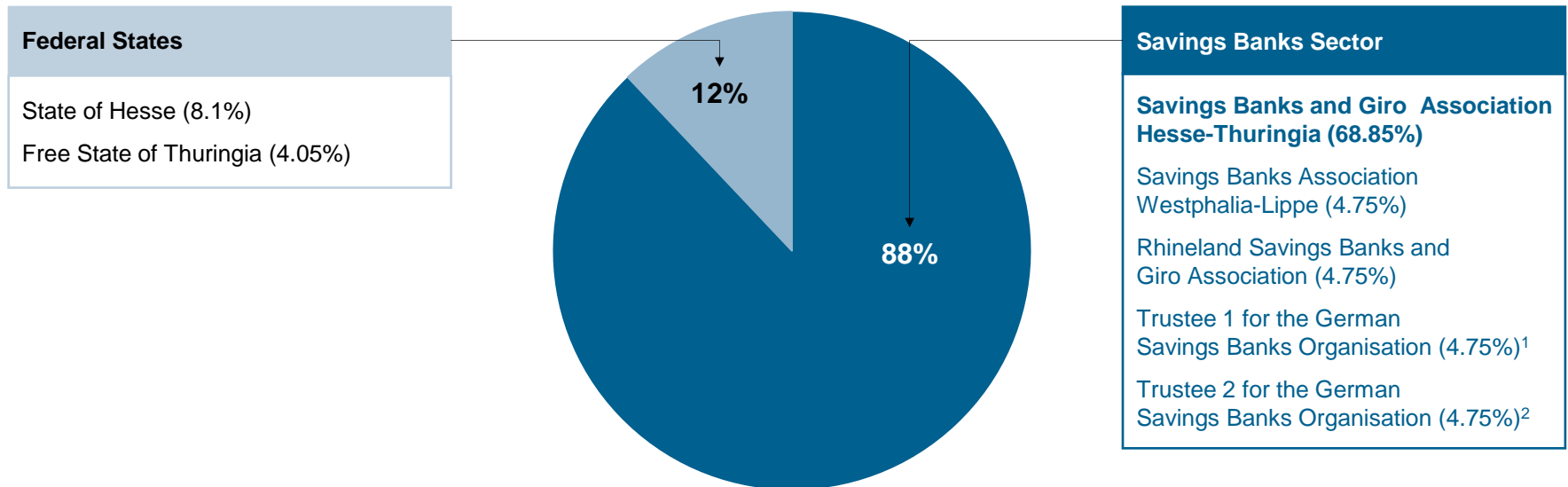
New York . Zürich . Madrid . Moscow . Shanghai . Singapore . Stockholm



Helaba's Ownership Structure

Dominated by the Savings Banks Sector (88%)

Distribution of Helaba's share capital



1) FIDES Alpha GmbH, Trustee for the Regional Savings Banks Support Funds, represented by the German Savings Banks and Giro Association (DSGV)
2) FIDES Beta GmbH, Trustee for the Deposit Reserve of the Landesbanks, represented by the DSGV



Agenda

7

1 Helaba Strategic Business Model

2  **Group Strategy**

3 Business Development

4 Asset Quality

5 Funding

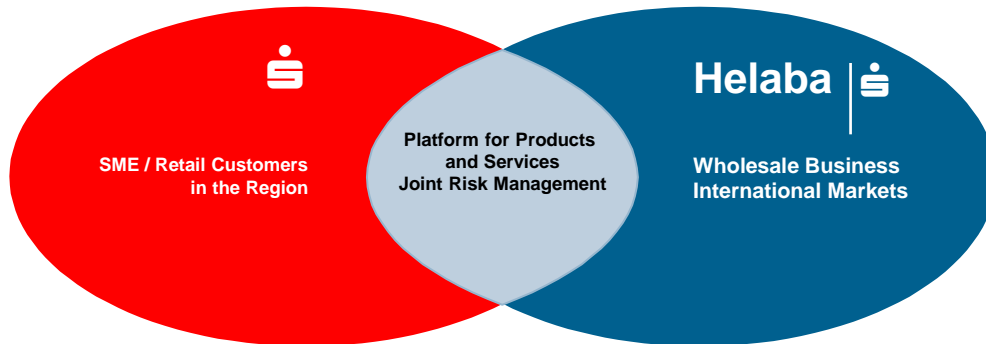


Helaba and Savings Banks in Hesse-Thuringia

A Single Economic Unit with a unique Franchise

8

Group Hesse-Thuringia



Results 2016

- Total assets: € 257 bn
- Earnings before taxes (IFRS): € 1,596 mn
- Customers: 5 mn
- Employees: 25,700
- Locations/Branches: 2,000

Joint Market Presence

- Joint business strategy
- Full market coverage (retail and wholesale business)
- Clear allocation of customer responsibility
- Co-ordinated range of products

Joint Risk Management

- Uniform risk management strategy
- Risk monitoring system with early warning indicators
- Risk-adjusted contributions to the group's reserve fund

Joint Group Reserve Fund

- Integrated in joint risk management system
- Approx. € 522 mn in addition to existing nationwide voluntary support mechanisms as at 31.12.2016
- Direct legal investor protection in addition to institutional support

Consolidated Accounts

- Audited consolidated group accounts since 2003
- Earnings before taxes in 2015 (IFRS): € 1,480 mn
- Group rating from Fitch Ratings (A+) and Standard & Poor's (A)



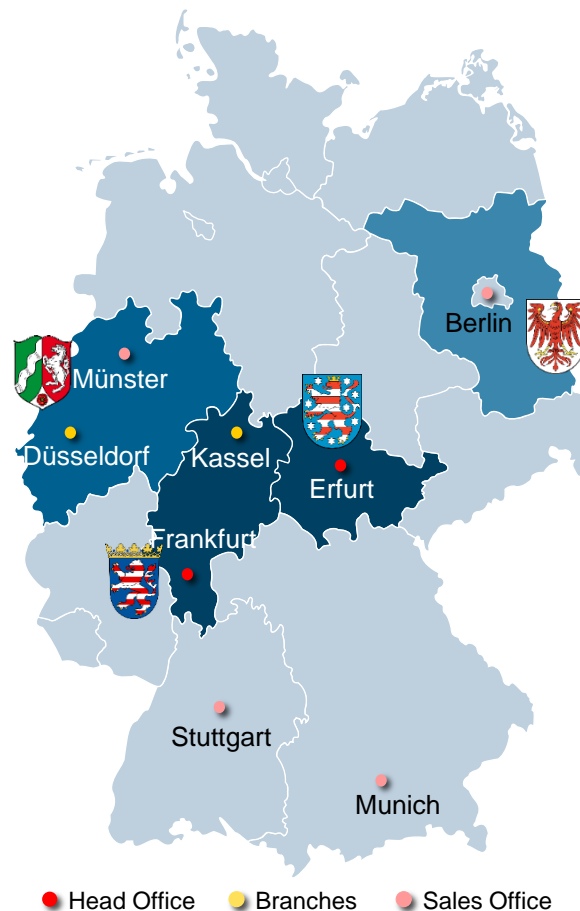
S-Group Business, Private Customers and SME Business

Helaba: Leading S-Group Bank within the German Savings Banks Association

9

Hesse-Thuringia

- Home Region with central bank function for associated savings banks
- Savings banks and the Federal States of Hesse and Thuringia are Helaba's shareholders
- Successful business model of a "single economic entity" with S-Group's savings banks; regional support funds, consolidated annual accounts and group-ratings
- Head offices in Frankfurt / Main and Erfurt



North Rhine-Westphalia

- Home Region with central bank function for associated savings banks
- Savings banks associations of NRW are Helaba's shareholders
- S-Group agreement as basis for cooperation; regional support funds in NRW
- Branch office in Düsseldorf, sales office in Münster

Brandenburg

- Home Region with central bank function for associated savings banks and S-Group agreements
- Sales Office Berlin

Other regions

- Focus on Rhineland-Palatinate, Bavaria and Baden-Wuerttemberg
- Sales offices in Munich, Stuttgart and Berlin

As central bank for 156 savings banks Helaba is S-Group bank for about 40% of the German savings banks



1 Helaba Strategic Business Model

2  Group Strategy

3 Business Development

4 Asset Quality

5 Funding



Management Summary

Helaba generates pre-tax profit of € 238 mn in first half of 2017

11



In view of ongoing challenges Helaba is satisfied with results of the first half year 2017



In a challenging competitive market Helaba performed well in every segment, particularly due to an increase in net trading income and lower provisions for losses on loans and advances



Encouraging growth in new business with customers



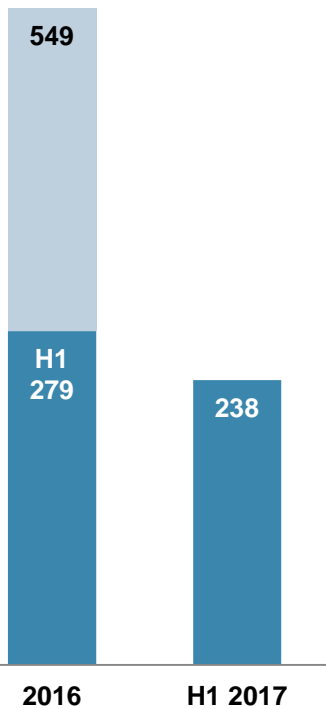
Further improvement of regulatory ratios: CET 1-ratio phased-in of 15.1% and fully-loaded of 14.9%, Total capital ratio of 21.6%



Satisfactory development of key financial ratios in challenging market environment

Profit before tax

in mn €



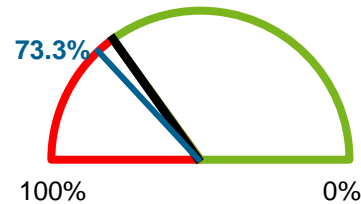
Total assets

in bn €



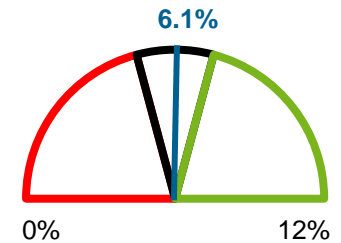
Cost-Income-Ratio

Target ratio 2017: < 70%



Return on Equity

Target range 2017: 5.0–7.0%



CET1-ratio (“fully-loaded“) and Liquidity Coverage Ratio

| | Requirement 2017 | Target ratio/ -range | Ratio H1 2017 |
|-----------------------------|---------------------|----------------------|---------------|
| CET1-ratio (“fully loaded“) | 7.43% ¹⁾ | 12% | 14.9% |
| Liquidity coverage ratio | 80% | 100-110% | 174.7% |

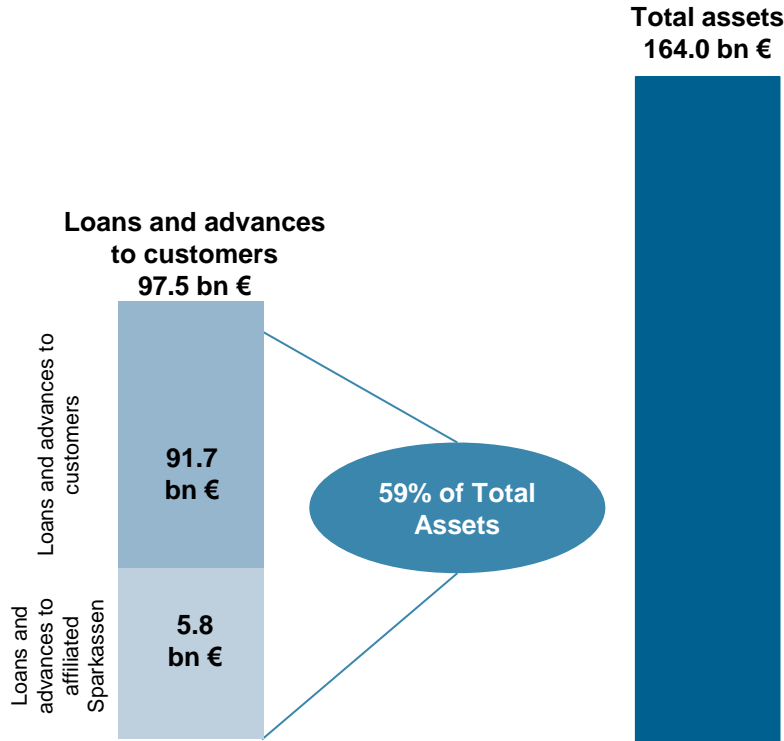
1) Derived from SREP requirement for 2017 considering capital buffers



Customer business dominates balance sheet structure

High degree of interconnectedness with the real economy

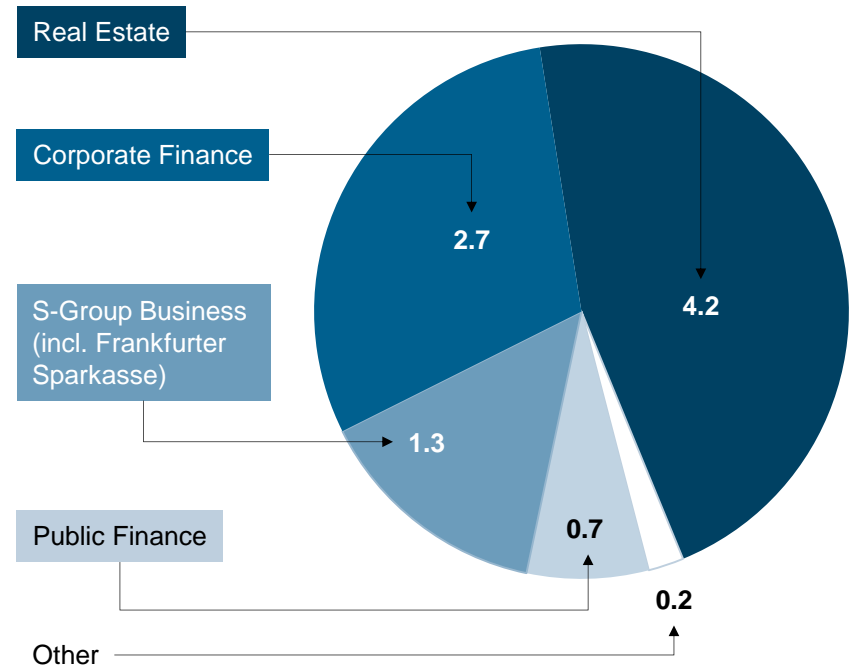
in bn €



- Stable interconnectedness to real economy (59%), currency-adjusted reduction of loans and advances to customers (-1.4 bn €) and affiliated Sparkassen (-0.6 bn €) parallel to balance sheet development

Medium- and long-term new business volume: 9.1 bn € *

in bn €



*Medium- and long-term new business volume without WIBank

- Higher medium- and long-term new business volume (H1 2016: € 8.1 bn)



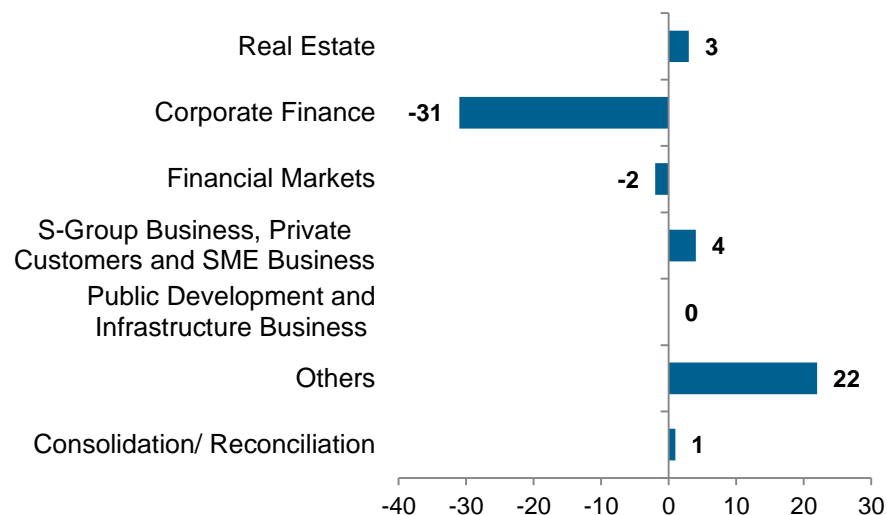
Provisions for losses on loans and advances well below previous year's level

Composition of the Provision for Losses on Loans (in mn €)

| 01.01.- 30.06.2016 | | 01.01.- 30.06.2017 | |
|---------------------------|------------|---|-----------|
| Net-risk provision | -75 | Net-risk provision | -2 |
| | | Individual allowances | -41 |
| | | Portfolio allowances | 22 |
| | | Provisions | 7 |
| | | Direct impairments on receivables / reversals | 10 |

- Significantly lower requirement for provisions for losses on loans and advances given the high quality of the business portfolio and the extensive risk provisions for the shipping portfolio recognized in 2016

Break down on Segments (in mn €)

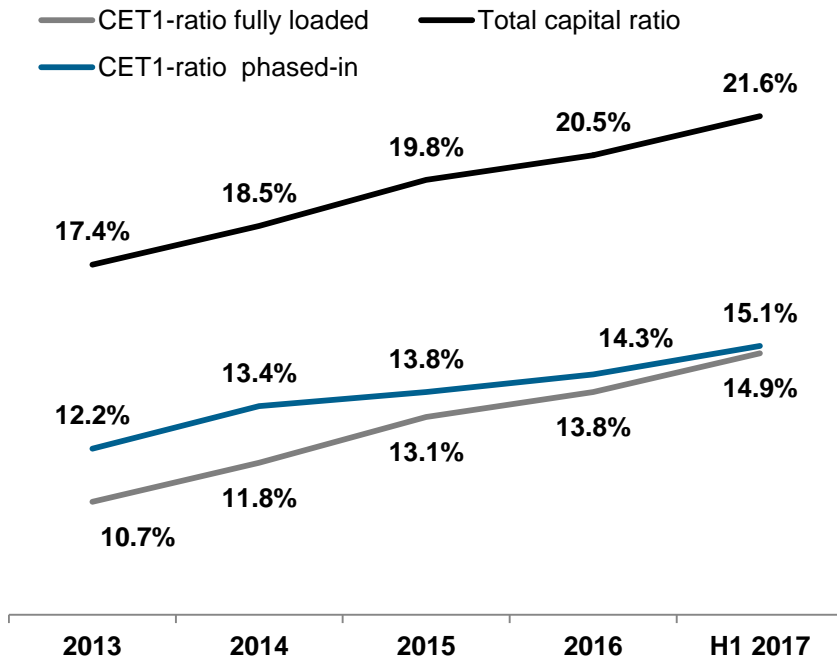


- Marginal provisions for losses on loans and advances only in segments Corporate Finance and Financial Markets
- In segment „Others“ reversal of portfolio loss provisions for loans not acutely at risk of default



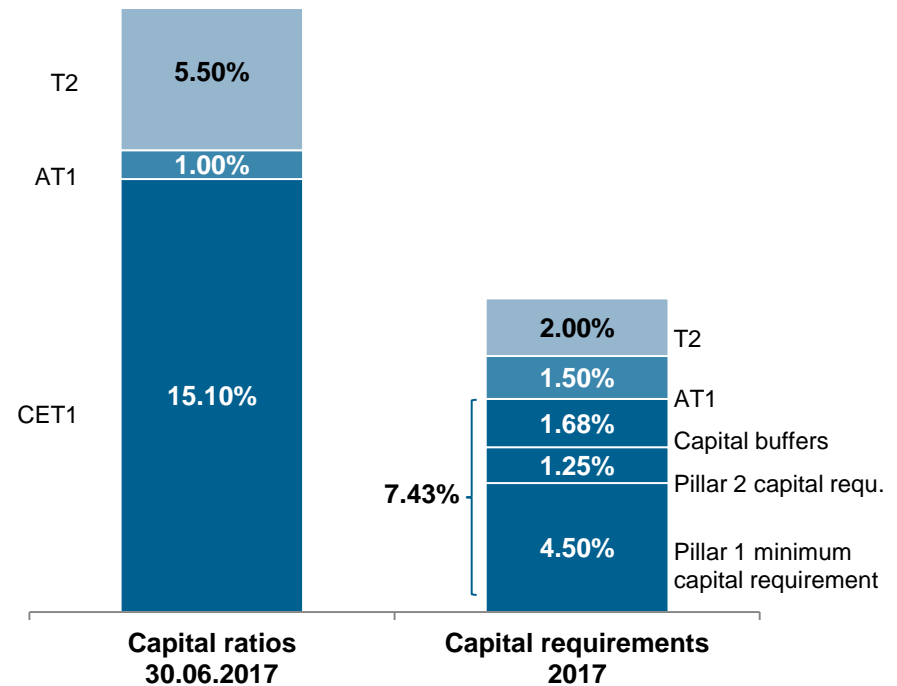
CET -ratio well above regulatory requirements

Development of capital ratios



- Continuous improvement of capital ratios to a very high level of 14.9% (fully-loaded) and 15.1% (phased-in) respectively
- Increase of Leverage Ratio (phased-in) to 4.7% or (fully loaded 4.3%)
- Risk-weighted assets of 50.1 bn € in the group

Capital requirements and components



- Capital requirement comprises:
 - Pillar 1: minimum capital requirement of 4.50%,
 - Pillar 2: capital requirement of 1.25%,
 - Capital buffers of 1.68%



Agenda

16

1 Helaba Strategic Business Model

2  Group Strategy

3 Business Development

4 Asset Quality

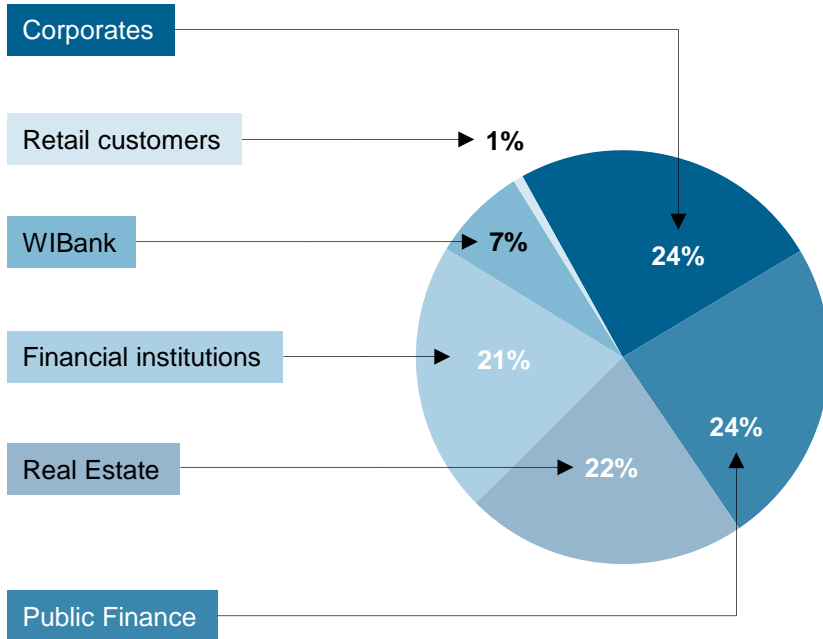
5 Funding



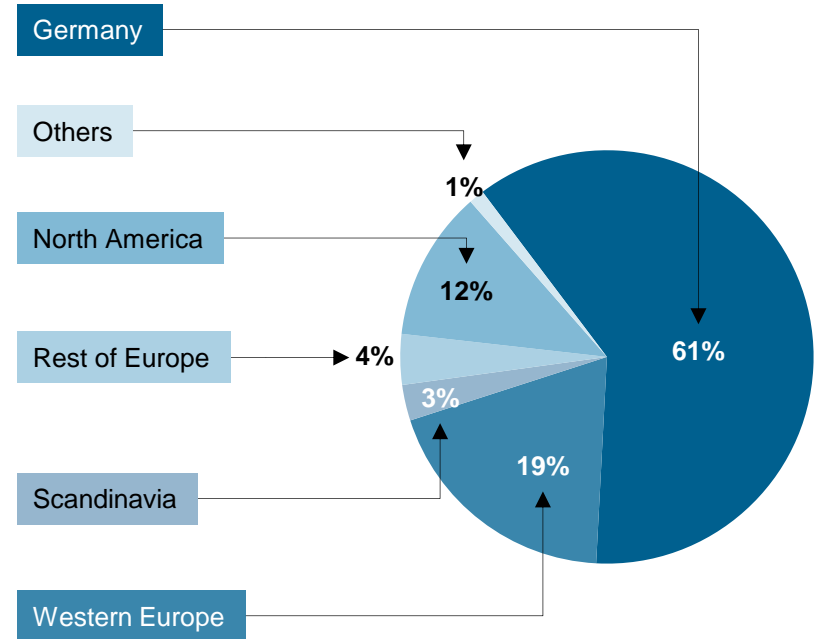
Helaba risk profile – Total volume of lending (€ 182.0 bn)

Diversified Portfolio focusing on Germany

Breakdown by customer



Breakdown by region



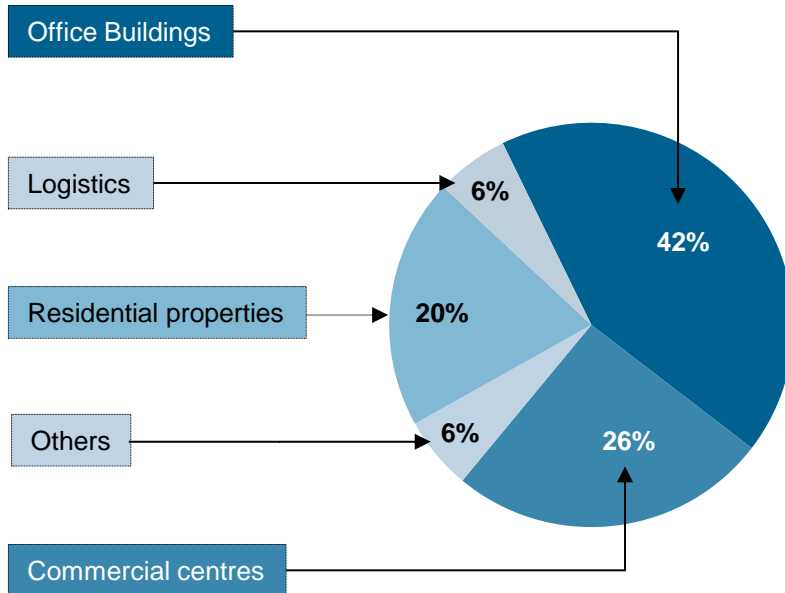
As of June 30, 2017



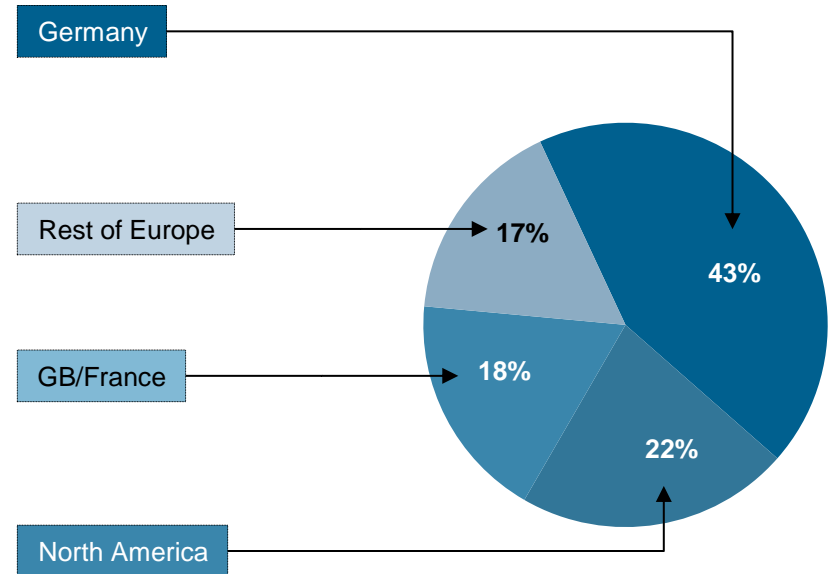
Real Estate Credit Portfolio

Lending volume € 35.8 bn

Breakdown by types of use



Breakdown by location of the property



➔ Being among the market leaders in Germany Helaba has an acknowledged expertise in real estate credit business

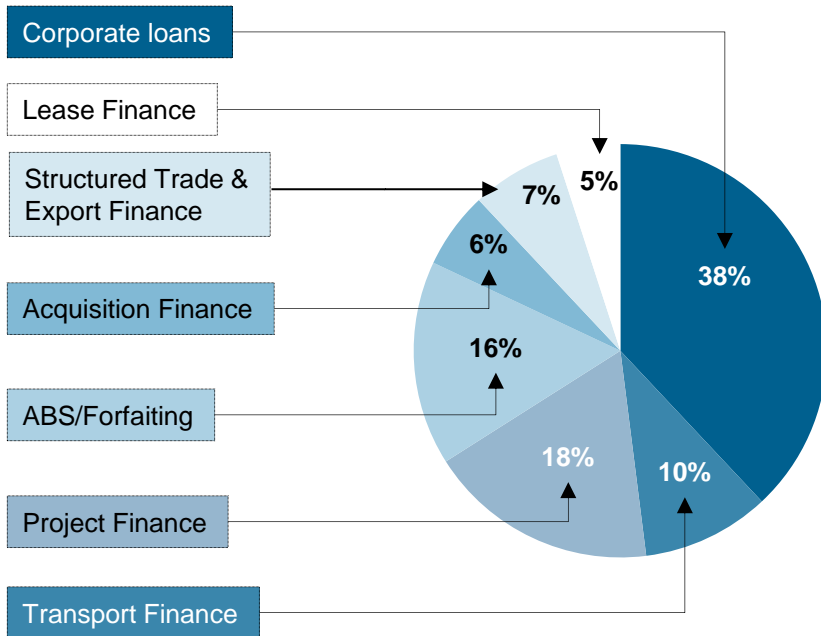
As of June 30, 2017



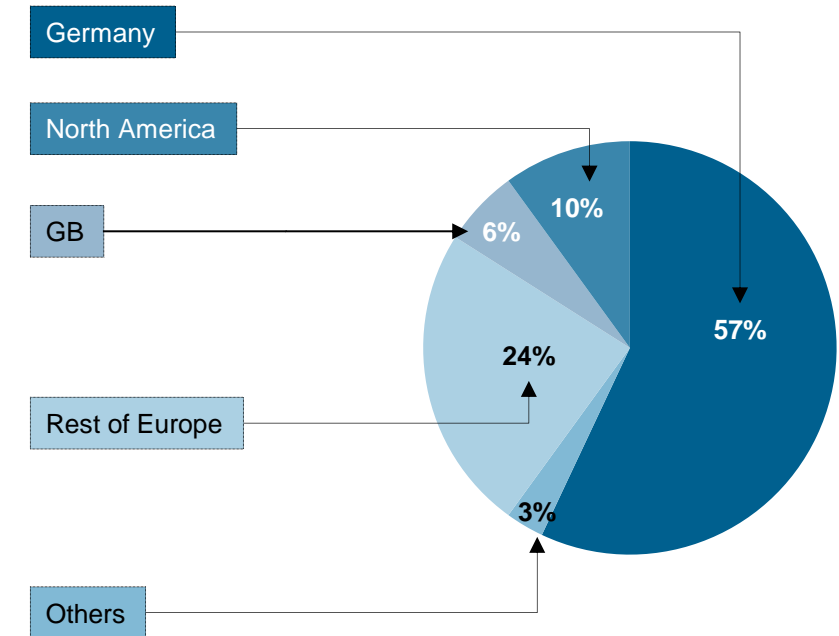
Corporate Finance Portfolio

Lending volume € 37.2 bn

Product areas and Portfolio



Breakdown by region

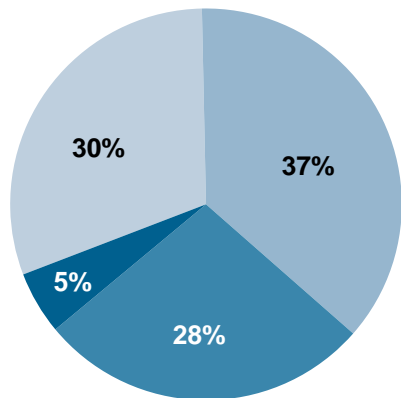


As of June 30, 2017



Further reduction of NPL-ratio and stable rating structure

Total volume of lending by default rating category



RC 0-1: No default risk to excellent and sustainable financial security; corresponding S&P Rating: AAA / AA+

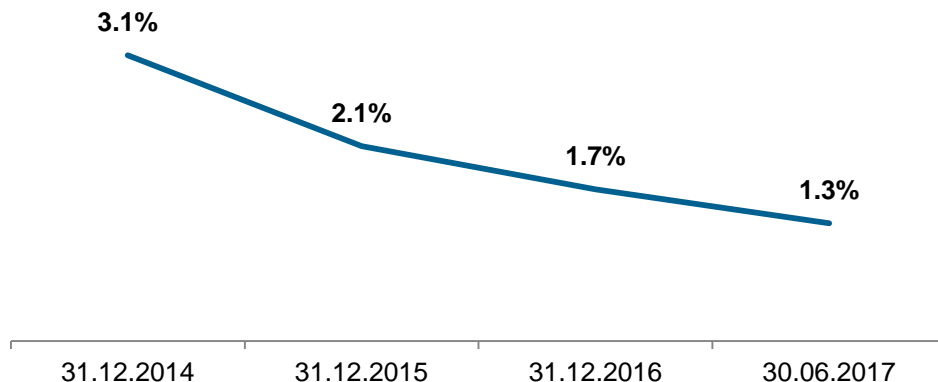
RC 2-7: Exceptionally high to outstanding financial security; corresponding S&P Rating: AA to A-

RC 8-13: Very good to satisfactory financial security; corresponding S&P Rating BBB+ to BB

RC 14-24: Sufficient and lower financial security; corresponding S&P Rating < BB

- Total volume of lending of 182.0 bn €
- 95% of total volume of lending with excellent to satisfactory creditworthiness

Development NPL¹-ratio



- NPL-ratio of 1.28 % as of 30.06.2017. Total Loans and advances of 115.0 bn €, thereof Non-Performing Exposures of 1.5 bn. €

1.) The NPL-ratio is the share of non-performing exposures as of the EBA definition in relation to loans and advances



1 Helaba Strategic Business Model

2  Group Strategy

3 Business Development

4 Asset Quality

5 Funding



Funding Strategy

Strong regional engagement as success factor during the financial crisis

22

Funding Strategy

- Continued matched funding of new business
- Expand the already strong position within the German investor base and further develop the international investor base
- Intensive marketing of Helaba's solid "Credit Story" inside and outside of Germany
- Further develop the product and structuring capacity through the issuance programmes


Funding Volume

| | Covered | Unsecured | Total |
|---------------------|----------|-----------|-----------|
| 2016 | € 3.0 bn | € 14.2 bn | € 17.2 bn |
| 2017 planned | € 6.0 bn | € 9.0 bn | € 15.0 bn |

Funding Programmes

- EUR 35 bn Euro Medium Term Note Programme
- Domestic issuance (Basisprospekt)
- EUR 10 bn Euro-CP/CD Programme
- EUR 6 bn French CD Programme
- USD 5 bn USCP Programme

Broad Liquidity Access

- EUR 34 bn collateral pool for German covered bonds ("Pfandbriefe")
- EUR 30 bn securities eligible for ECB / central bank funding
- EUR 17 bn retail deposits within Helaba Group
- EUR 94 bn deposits within the  Finance Group Hesse-Thuringia (as of Dec. 31, 2016)



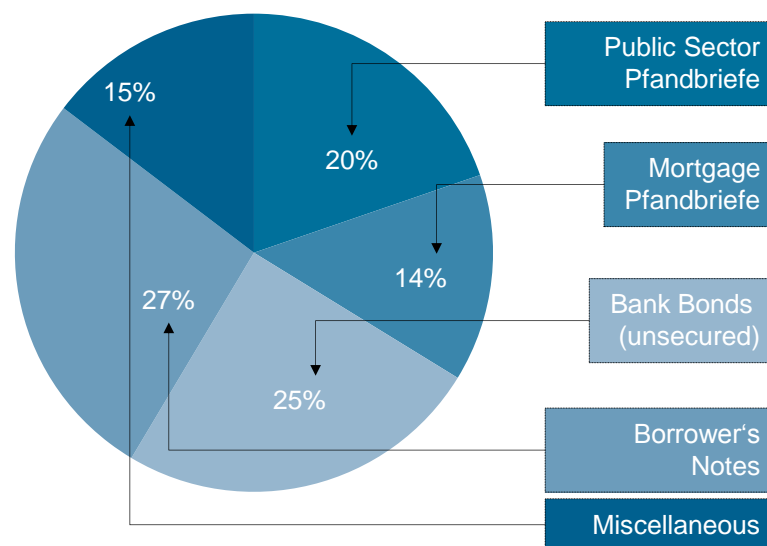
Funding

Sustainable liquidity management and high level of acceptance in the market

23

Outstanding medium and long-term funding (≥ 1 year): € 85.9 bn

| | H1 2017 | 2016 | 2015 |
|---|---------------|---------------|---------------|
| | in mn € | in mn € | in mn € |
| Covered securities (“Pfandbriefe”) | 29,008 | 27,477 | 29,406 |
| - Public sector | 16,953 | 17,605 | 20,642 |
| - Mortgage backed | 12,055 | 9,872 | 8,764 |
| Senior, unsecured bonds | 21,303 | 20,113 | 17,087 |
| Borrower's notes | 23,003 | 21,050 | 21,417 |
| Miscellaneous* | 12,593 | 12,852 | 13,700 |
| Summe | 85,907 | 81,492 | 81,610 |



* Subordinated bonds / participation rights certificates / silent deposits / earmarked funds

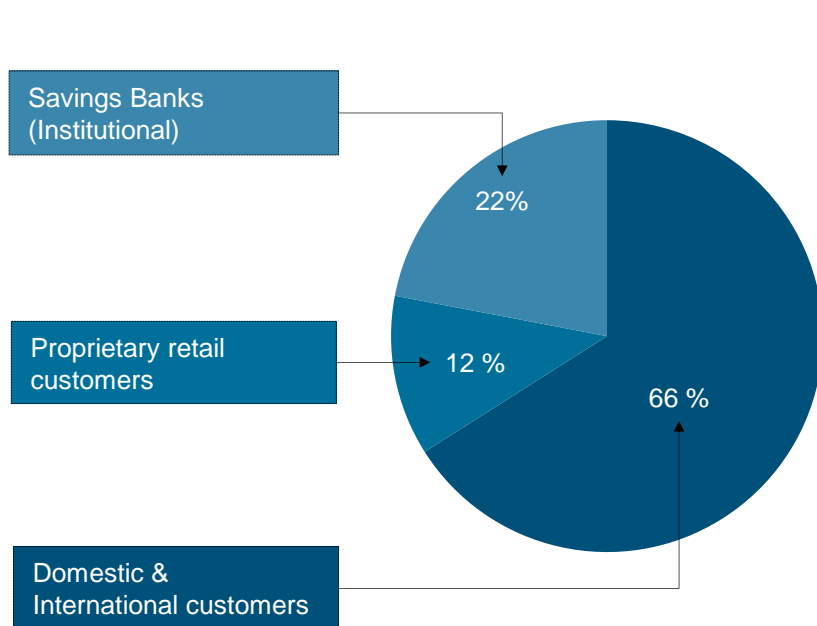
As of June 30, 2017



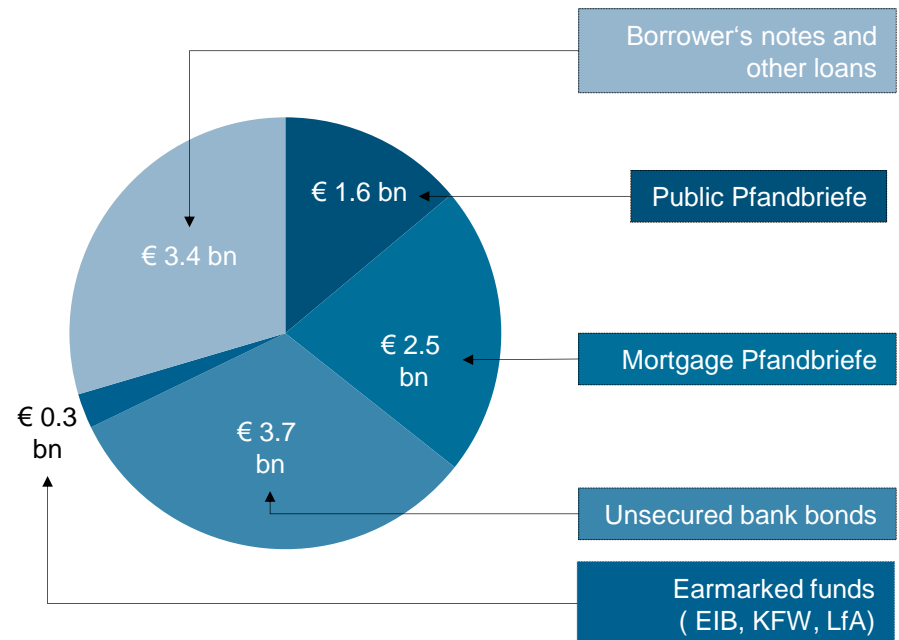
Medium- and long-term funding (≥ 1 year) in H1 2017

High proportion of planned long term funding already achieved

Breakdown by Investor



Breakdown by Product



Medium- and long-term funding volume in H1 2017 : € 11.5 bn

- In the first half of the year Helaba makes use of the open markets and raises more than 75% of the planned funding for 2017
- Successful benchmark issuance in the covered bond segment addresses primarily the institutional market

As of June 30, 2017



Helaba Ratings on a high level

| Moody's | |
|---|---------|
| Outlook | Stable |
| Counterparty Risk Assessment | Aa3(cr) |
| Long-term Deposit Rating | Aa3 |
| Public-Sector Covered Bonds | Aaa |
| Short-term Deposit Rating ²⁾ | P-1 |
| Senior senior unsecured bank debt ³⁾ | Aa3 |
| Senior Unsecured ⁴⁾ | A1 |
| Subordinate Rating ⁵⁾ | Baa2 |
| Baseline Credit Assessment | baa3 |

| Fitch | |
|--|----------|
| Outlook | Stable |
| Long-term Issuer Default Rating ¹⁾ | A+ |
| Public Sector Pfandbriefe | AAA |
| Mortgage Pfandbriefe | AAA |
| Short-term Issuer Default Rating ^{1), 2)} | F1+ |
| Derivative Counterparty Rating ¹⁾ | AA-(dcr) |
| Long-term Deposit Rating ^{1), 3)} | AA- |
| Senior Unsecured ^{1), 4)} | A+ |
| Subordinated debt ^{1), 5)} | A |
| Viability-Rating ¹⁾ | a+ |

| Standard & Poor's | |
|---|--------|
| Outlook | Stable |
| Long-term Issuer Credit Rating | A |
| Short-term Issuer Credit Rating ²⁾ | A-1 |
| Long-term Senior Unsecured ³⁾ | A |
| Long-term Senior Subordinated ⁴⁾ | A- |
| Standalone Credit Profile | a |

Ratings for Helaba liabilities covered by statutory guarantee ⁶⁾

| | Moody's | Fitch | Standard & Poor's |
|-------------------|---------|-------|-------------------|
| Long-term ratings | Aa1 | AAA | AA- |

1) Joint group rating for the S-Group Hesse-Thuringia

2) Corresponds to short-term liabilities

3) Corresponds in principle to long-term senior unsecured debt according to §46f (5 u.7) KWG ("with preferential right to payment")

4) Corresponds in principle to long-term senior unsecured debt according to §46f (6) KWG ("without preferential right to payment")

5) Corresponds to subordinated liabilities

6) Applies to all liabilities in place on 18 July 2001 (indefinitely)





Political and economic conditions continue to be challenging



Positive development of customer business



Zero and negative interest rates are straining the results



Board of Managing Directors reiterates forecast for 2017 and continues to expect a significant decline in the net profit in 2017



From the current perspective Helaba will be able to exceed the target set out in the annual budget





Dirk Mewesen

General Manager

Head of Asset & Liability Management

Tel (+49) 69 / 91 32 – 46 93

Dirk.Mewesen@helaba.de

Henning Wellmann

Head of Liability Management & Funding

Tel (+49) 69 / 91 32 – 31 42

Henning.Wellmann@helaba.de

Martin Gipp

Head of Funding

Tel (+49) 69 / 91 32 – 11 81

Martin.Gipp@helaba.de

Nadia Landmann

Debt Investor Relations / Funding

Tel (+49) 69 / 91 32 – 23 61

Nadia.Landmann@helaba.de

Landesbank Hessen-Thüringen

Neue Mainzer Strasse 52-58

60311 Frankfurt am Main, Germany



This presentation and the information contained herein do not constitute or form part of a prospectus or other offering document in whole or in part and should not be construed as an offer or solicitation to buy or sell any securities or any related financial instruments and should be regarded as informative only. All information is as of the date of publication and can change without any further notice. Whilst every effort has been taken to ensure the accuracy of the presentation material, no guarantee is given nor liability assumed for the information contained herein.

Helaba does not offer any advice as regards to taxation and accounting or legal matters. From the past result, performance or achievements no conclusions as to the future results, performance or achievements can be drawn.

The H1/2017 group financial information are based on the audited, non-attested IFRS group accounts. Therefore, all calculations based upon these figures are preliminary and should be regarded as informative only.

All forms of distribution of this document require the prior written approval by Helaba.

© Landesbank Hessen-Thüringen Girozentrale,
Frankfurt am Main / Erfurt

