

2018

Half-Yearly Disclosure Report

Disclosure Report of the Helaba Group in Accordance with the CRR

30 June 2018

Contents

6	Preamble
19	Scope of Application
20	Own Funds and Own Funds Structure
20	Own funds structure
26	Capital adequacy
29	Leverage Ratio
32	Credit Risk
32	General disclosures
38	General disclosures on credit risk mitigation
39	Credit risk and credit risk mitigation in the Standardised Approach
41	Credit risk and credit risk mitigation in the IRB Approach
48	Counterparty Credit Risk (CCR)
55	Market Risk
55	Standardised method
55	Internal model
 Annex	
62	Key Features of the Capital Instruments
104	List of Abbreviations and Key Terms

Preamble

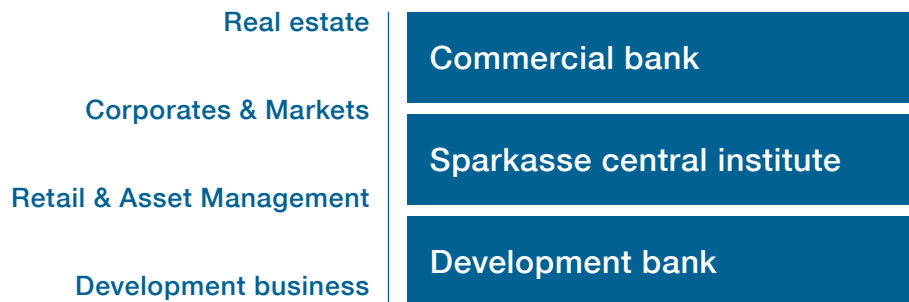
The Helaba Group

Landesbank Hessen-Thüringen Girozentrale, Frankfurt am Main and Erfurt (Helaba) is a credit institution organised under public law; its long-term strategic business model is that of a full-service bank with a regional focus, a presence in carefully selected international markets and a very close relationship with the Sparkassen-Finanzgruppe.

Helaba provides services for its customers in three different roles. As a commercial bank, it provides support for customers in Germany and abroad. As a Sparkasse central bank, it provides products and services for 40% of all Germany's Sparkassen. In its capacity as the central development institution for Hesse, Helaba administers public-sector development programmes through Wirtschafts- und Infrastrukturbank Hessen (WIBank).

Frankfurter Sparkasse (FSP), the regional market leader in retail banking, is a wholly owned subsidiary of Helaba. In addition to FSP and WIBank, other entities that form part of the Helaba Group include 1822direkt online bank and Landesbausparkasse Hessen-Thüringen (LBS). The Bank's registered offices are situated in Frankfurt am Main and Erfurt, and it also has branches in Düsseldorf, Kassel, Paris, London, New York and Stockholm. The branches allow Helaba to strengthen its local presence close to customers and Sparkassen. In addition, Helaba's international branches open access to funding markets. The organisation also includes representative and sales offices, subsidiaries and affiliates.

Helaba's business model



Disclosure Report

Helaba is the superordinated institution in the Group and, as such, is responsible for meeting the disclosure requirements at Group level in accordance with Part 8 of Regulation (EU) No 575/2013 (Capital Requirements Regulation, CRR) in conjunction with European Banking Authority (EBA) guidelines EBA/GL/2016/11. This Disclosure Report satisfies these requirements for the reporting date of 30 June 2018. The supplementary provisions set out in Sections 10 and 10a of the German Banking Act (Kreditwesengesetz – KWG), Article 13 CRR, the transitional provisions set out in Part 10 CRR and the regulatory and implementing standards, EBA Guidelines and EBA Q&As of relevance to disclosure are also taken into account.

The frequency and scope of the Disclosure Report are based on the requirements specified in the guidelines EBA/GL/2016/11 and EBA/GL/2014/14. The information to be disclosed in this report is subject to the materiality principle as specified in Article 432 CRR in conjunction with the EBA guidelines EBA/GL/2014/14. The use of the materiality principle at Helaba is described in the table below and in the sections referenced in the table.

Helaba's approach to disclosures is regularly reviewed on the basis of a framework of requirements established by the Group to ensure that the approach is appropriate and fit for purpose; operational responsibilities are set out in detailed operating procedures.

On the basis of the EBA/GL/2016/11 guidelines, which have had to be applied at Helaba since 31 December 2017, reports will be issued quarterly from 2018. The content of this reporting, which was previously required in accordance with the CRR, has now been expanded and made more specific.

The following table sets out an overview of the quantitative requirements, the relevance for Helaba and the use of the materiality principle, together with cross-references to the relevant section or external documents. The table also lists qualitative requirements that are not included in the disclosure report but are covered in other Helaba publications.

Overview of quantitative and qualitative requirements in accordance with the CRR and EBA/GL/2016/11

	Disclosure interval		
	Quarterly	Half-yearly	Annually
Preamble			
Overview of quantitative and qualitative requirements in accordance with the CRR and EBA/GL/2016/11	x	–	–
Risk Strategy and Risk Management			
Article 435 CRR – Mandates held by the members of the Board of Managing Directors (in accordance with Section 24 KWG)	–	–	x
Article 435 CRR – Mandates held by the members of the Supervisory Board	–	–	x
Scope of Application			
Group of consolidated companies for regulatory purposes (overview)	x	–	–
EU LI3 – Outline of the differences in the scopes of consolidation	–	–	x
EU LI1 – Differences between accounting and regulatory scopes of consolidation and the mapping of financial statement categories with regulatory risk categories	–	–	x
EU LI2 – Main sources of differences between regulatory exposure amounts and carrying amounts in financial statements	–	–	x
Own Funds and Own Funds Structure			
KM1 – The Helaba Group in figures	x	–	–
Article 437 CRR – Key Features of the Capital Instruments	–	x	–
Article 437 CRR – Disclosure of Own Funds	–	x	–
Article 437 CRR – Reconciliation from the IFRS Consolidated Statement of Financial Position to the Consolidated Statement of Financial Position for Regulatory Purposes	–	x	–
EU OV1 – Overview of RWAs	x	–	–
Article 438 CRR – Overview of RWAs by exposure class	x	–	–
EU INS1 – Equity investments in insurance companies that are not deducted from own funds	–	x	–
EU CR10 – IRB: Equities (simple risk weight approach)	–	x	–
Capital ratios	–	x	–
Countercyclical Capital Buffer			
Article 440 CRR – Geographical distribution of credit risk exposures relevant to the calculation of the countercyclical capital buffer	–	–	x
Article 440 CRR – Amount of the institution-specific countercyclical capital buffer	–	–	x
Leverage Ratio			
Article 451 CRR – LRSum: Summary reconciliation of accounting assets and leverage ratio exposures	–	x	–
Article 451 CRR – LRCom: Leverage ratio common disclosure	–	x	–
Article 451 CRR – LRSpl: Split-up of on-balance sheet exposures (excluding derivatives, SFTs and exempted exposures)	–	x	–
Article 451 CRR – LRQua: Qualitative disclosures	–	x	–

Depending on the disclosure interval		
Helaba relevance	Use of materiality principle	Reference
x	–	Preamble section, Disclosure Report subsection
x	–	Risk Strategy and Risk Management section, Risk Management Structure/Members of the management bodies subsections
x	–	Risk Strategy and Risk Management section, Risk Management Structure/Members of the management bodies subsections
x	–	Scope of Application section
x	–	Scope of Application section
x	–	Scope of Application section
x	–	Scope of Application section
x	–	Own Funds and Own Funds Structure section, Own funds structure subsection
x	–	Annex section
x	–	Own Funds and Own Funds Structure section, Own funds structure subsection
x	–	Own Funds and Own Funds Structure section, Own funds structure subsection
x	–	Own Funds and Own Funds Structure section, Capital adequacy subsection
x	–	Own Funds and Own Funds Structure section, Capital adequacy subsection
Generally relevant, no qualifying items as at 30.6.2018	–	Own Funds and Own Funds Structure section, Capital adequacy subsection
Generally relevant; no such specialised lending exposures as at 30.06.2018, only equity investments under the simple risk weight approach	Table presentation limited to equities provided no such specialised lending exposures held	Own Funds and Own Funds Structure section, Capital adequacy subsection
Presentation not required for regulatory purposes. Ratios shown for the Group, the Bank, and the significant subsidiary in accordance with Article 13 CRR	–	Own Funds and Own Funds Structure section, Capital adequacy subsection
x	To keep the presentation clear and ensure only relevant information is shown, the data in the table is limited to countries that have specified a countercyclical capital buffer of greater than 0 % or whose weighted proportion of own funds requirements is 1 % or higher.	Countercyclical Capital Buffer section
x	–	Countercyclical Capital Buffer section
x	–	Leverage Ratio section
x	–	Leverage Ratio section
x	–	Leverage Ratio section
x	–	Leverage Ratio section

Overview of quantitative and qualitative requirements in accordance with the CRR and EBA/GL/2016/11

	Disclosure interval		
	Quarterly	Half-yearly	Annually
Liquidity Coverage Ratio (LCR)			
EU LIQ1 – LCR	–	–	x
Credit Risk – General disclosures			
EU CRB-B – Types of credit exposure with average values based on the quarterly reporting dates	–	–	x
EU CRB-C – Geographical breakdown of exposures	–	–	x
EU CRB-D – Concentration of exposures by industry	–	–	x
EU CRB-E – Maturity of exposures (on-balance sheet exposures)	–	–	x
Article 442 CRR – Maturity of exposures (off-balance sheet exposures)	–	–	x
EU CR1-A – Credit quality of exposures by exposure class	–	x	–
EU CR1-B – Credit quality of exposures by industry	–	x	–
EU CR1-C – Credit quality of exposures by geography	–	x	–
EU CR1-D – Ageing of past-due exposures	–	x	–
EU CR1-E – Non-performing and forborne exposures	–	x	–
EU CR2-A – Changes in the stock of general and specific credit risk adjustments (on-balance sheet risk exposures)	–	x	–
Article 442 CRR – Changes in the stock of general and specific credit risk adjustments (off-balance sheet risk exposures)	–	–	x
EU CR2-B – Changes in the stock of defaulted and impaired loans and debt securities	–	x	–
Credit Risk – General disclosures on credit risk mitigation			
EU CR3 – Credit risk mitigation techniques	–	x	–
Article 453 CRR – Credit risk mitigation techniques by exposure class	–	–	x
Credit Risk – Credit risk and credit risk mitigation in the Standardised Approach			
EU CR4 – Standardised approach: Credit risk exposure and CRM effects by exposure class	–	x	–
EU CR5 – Standardised approach: Credit risk exposure value by exposure class and risk weight (after credit risk mitigation)	–	x	–
Article 444 CRR – Standardised approach: Credit risk exposure value by exposure class and risk weight (before credit risk mitigation)	–	–	x
Credit Risk – Credit risk and credit risk mitigation in the IRB Approach			
Article 452 CRR – Overview of approved IRB approach rating models in use at Helaba Bank (excluding LBS and WIBank)	–	–	x
Article 452 CRR – Overview of approved IRB approach rating models in use at FSP	–	–	x

Depending on the disclosure interval		
Helaba relevance	Use of materiality principle	Reference
x	–	Liquidity Coverage Ratio (LCR) section
x	–	Credit Risk section, General disclosures subsection
x	Countries are shown individually that, in terms of the basis of measurement before credit risk adjustments, together account for at least 95 % of the basis of measurement before credit risk adjustments in the Helaba Group	Credit Risk section, General disclosures subsection
x	–	Credit Risk section, General disclosures subsection
x	–	Credit Risk section, General disclosures subsection
x	–	Credit Risk section, General disclosures subsection
x	–	Credit Risk section, General disclosures subsection
x	–	Credit Risk section, General disclosures subsection
x	Countries are shown individually that, in terms of the basis of measurement before credit risk adjustments, together account for at least 95 % of the basis of measurement before credit risk adjustments in the Helaba Group	Credit Risk section, General disclosures subsection
x	–	Credit Risk section, General disclosures subsection
x	–	Credit Risk section, General disclosures subsection
x	–	Credit Risk section, General disclosures subsection
x	–	Credit Risk section, General disclosures subsection
x	–	Credit Risk section, General disclosures subsection
x	–	Credit Risk section, General disclosures on credit risk mitigation subsection
x	–	Credit Risk section, General disclosures on credit risk mitigation subsection
x	–	Credit Risk section, Credit risk and credit risk mitigation in the Standardised Approach subsection
x	–	Credit Risk section, Credit risk and credit risk mitigation in the Standardised Approach subsection
x	–	Credit Risk section, Credit risk and credit risk mitigation in the Standardised Approach subsection
x	–	Credit Risk section, Credit risk and credit risk mitigation in the IRB Approach subsection
x	–	Credit Risk section, Credit risk and credit risk mitigation in the IRB Approach subsection

Overview of quantitative and qualitative requirements in accordance with the CRR and EBA/GL/2016/11

	Disclosure interval		
	Quarterly	Half-yearly	Annually
Article 452 CRR – Overview of approved IRB approach rating models in use at LBS	–	–	x
EU CR6 – IRB: Credit risk exposures by exposure class and PD range	–	x	–
Article 452 CRR – Average PD by country, FIRB	–	–	x
Article 452 CRR – Retail portfolio average PD/LGD by country, AIRB	–	–	x
EU CR7 – IRB approach – Effect on the RWAs of credit derivatives used as CRM techniques	–	x	–
EU CR8 – RWA flow statements of credit risk exposures under the IRB approach	x	–	–
RWA coverage by exposure class	–	–	x
EU CR9 – FIRB: Back-testing of PD per exposure class	–	–	x
EU CR9 – AIRB: Back-testing of PD per exposure class	–	–	x
EU CR9 – AIRB: Back-testing of LGD per exposure class	–	–	x
EU CR9 – AIRB: Back-testing of CCF per exposure class	–	–	x
Article 452 CRR – Actual losses versus expected loss in lending business	–	–	x
Equity Investments in the Banking Book			
Article 447 CRR – Type of equity investment instrument	–	–	x
Counterparty credit risk (CCR)			
EU CCR1 – Analysis of CCR exposure by approach (excluding exposures to CCPs)	–	x	–
EU CCR3 – Standardised approach: CCR exposures by regulatory portfolio and risk (after credit risk mitigation)	–	x	–
Article 444 CRR – Standardised approach: CCR exposures by regulatory portfolio risk (before credit risk mitigation)	–	–	x
EU CCR4 – FIRB approach: CCR exposures by portfolio and PD scale	–	x	–
EU CCR4 – AIRB approach: CCR exposures by portfolio and PD scale	–	x	–
EU CCR6 in conjunction with Article 439 h) CRR – Overview of credit derivatives exposures	–	x	–
EU CCR8 – Exposures to CCPs	–	x	–
EU CCR7 – RWA flow statements of CCR exposures under the IMM	x	–	–
EU CCR5-A – Impact of netting and collateral held on exposure values	–	x	–

Depending on the disclosure interval		
Helaba relevance	Use of materiality principle	Reference
x	–	Credit Risk section, Credit risk and credit risk mitigation in the IRB Approach subsection
x	–	Credit Risk section, Credit risk and credit risk mitigation in the IRB Approach subsection
x	–	Credit Risk section, Credit risk and credit risk mitigation in the IRB Approach subsection
x	–	Credit Risk section, Credit risk and credit risk mitigation in the IRB Approach subsection
Generally relevant, no qualifying items as at 30.6.2018	–	Credit Risk section, Credit risk and credit risk mitigation in the IRB Approach subsection
x	–	Credit Risk section, Credit risk and credit risk mitigation in the IRB Approach subsection
x	–	Credit Risk section, Credit risk and credit risk mitigation in the IRB Approach subsection
x	The 5-year historical annual default rate is required for regulatory purposes; however, in order to provide a consistent presentation of exposure classes, as at 31.12.2017 it has only been shown since the introduction of the CRR (for 4 years)	Credit Risk section, Credit risk and credit risk mitigation in the IRB Approach subsection
x	The 5-year historical annual default rate is required for regulatory purposes; however, in order to provide a consistent presentation of exposure classes, as at 31.12.2017 it has only been shown since the introduction of the CRR (for 4 years)	Credit Risk section, Credit risk and credit risk mitigation in the IRB Approach subsection
x	The 5-year historical LGD is required for regulatory purposes; however, in order to provide a consistent presentation of exposure classes, as at 31.12.2017 it has only been shown since the introduction of the CRR (for 4 years)	Credit Risk section, Credit risk and credit risk mitigation in the IRB Approach subsection
x	–	Credit Risk section, Credit risk and credit risk mitigation in the IRB Approach subsection
x	–	Credit Risk section, Credit risk and credit risk mitigation in the IRB Approach subsection
x	–	Equity Investments in the Banking Book section
x	–	Counterparty credit risk (CCR) section
x	–	Counterparty credit risk (CCR) section
x	–	Counterparty credit risk (CCR) section
x	–	Counterparty credit risk (CCR) section
Generally relevant, no qualifying items as at 30.6.2018	–	Counterparty credit risk (CCR) section
Generally relevant; as at 30.06.2018, there were no credit derivatives transactions in connection with intermediation activities, only for Helaba's own credit portfolio	Table presentation limited to credit derivatives transactions for Helaba's own credit portfolio, provided there were no such transactions in connection with intermediation activities	Counterparty credit risk (CCR) section
x	–	Counterparty credit risk (CCR) section
Generally relevant, no qualifying items as at 30.6.2018	–	Counterparty credit risk (CCR) section
x	–	Counterparty credit risk (CCR) section

Overview of quantitative and qualitative requirements in accordance with the CRR and EBA/GL/2016/11

	Disclosure interval		
	Quarterly	Half-yearly	Annually
EU CCR5-B – Composition of collateral for exposures to CCR	–	x	–
EU CCR2 – CVA capital charge	–	x	–
Securitisations			
Article 449 CRR – Approaches used for securitisation transactions	–	–	x
Article 449 CRR – Total volume of securitisation exposures by asset type	–	–	x
Article 449 CRR – Total volume of retained or purchased securitisation exposures by risk weight band	–	–	x
Article 449 CRR – Total volume of securitisation exposures in respect of own special purpose vehicles	–	–	x
Article 449 CRR – Requirements for originators	–	–	x
Market risk			
EU MR1 – Market risk in accordance with the standardised method	–	x	–
EU MR2-A – Market risk in internal models approach	–	x	–
EU MR2-B – Market risk under the IMA	x	–	–
EU MR3 – IMA values for trading portfolios	–	x	–
EU MR4 – Clean back-testing of the internal model	–	x	–
EU MR4 – Dirty back-testing of the internal model	–	x	–
Interest Rate Risk in the Banking Book	–	–	x
Operational risk	–	–	x
Asset Encumbrance			
Article 443 CRR – Assets	–	–	x
Article 443 CRR – Collateral received	–	–	x
Article 443 CRR – Sources of encumbrance	–	–	x
Qualitative/Other Disclosure Requirements			
Article 13 CRR – Disclosure by significant subsidiaries	–	–	x
Article 435 CRR – Adequacy of risk management arrangements	–	–	x

Depending on the disclosure interval		
Helaba relevance	Use of materiality principle	Reference
x	–	Counterparty credit risk (CCR) section
x	–	Counterparty credit risk (CCR) section
x	–	Securitisations section
x	–	Securitisations section
x	–	Securitisations section
x	–	Securitisations section
Helaba operates as a sponsor and investor only and so the requirements for originators stipulated in Article 449 CRR do not apply	–	–
x	–	Market Risk section, Standardised method subsection
x	–	Market Risk section, Internal model subsection
x	–	Market Risk section, Internal model subsection
x	–	Market Risk section, Internal model subsection
x	–	Market Risk section, Internal model subsection
x	–	Market Risk section, Internal model subsection
x	With a view to improving clarity in the presentation of figures, the listing of individual currencies is limited to those that individually account for at least 5 % and those that are necessary to cover at least 95 % of the total foreign currency share	Interest Rate Risk in the Banking Book section
x	–	Operational Risk section
x	–	Asset Encumbrance section
x	–	Asset Encumbrance section
x	–	Asset Encumbrance section
x		The disclosure report for Frankfurter Sparkasse as an individual bank is published in a "Disclosure report" section within its Annual Report, which is available on FSP's website.
x		Please refer to the "Risk report" section in conjunction with the "Responsibility statement" in the Helaba Group's Annual Report for information on declarations by the Board of Managing Directors regarding the appropriateness of the risk management system at Helaba.

Overview of quantitative and qualitative requirements in accordance with the CRR and EBA/GL/2016/11

	Disclosure interval		
	Quarterly	Half-yearly	Annually
Article 435 CRR – Risk Strategy and Risk Management	–	–	x
Article 436 CRR – Differences in the basis of consolidation	–	–	x
Article 447 CRR – Exposures in equities	–	–	x
Article 450 CRR – Remuneration policy disclosures	–	–	x
Article 441 CRR – Indicators of global systemic importance			
Article 473 CRR in conjunction with EBA GL 2018/01 – Disclosure of IFRS 9 transitional arrangements			
Section 26a KWG – Country by Country Reporting	–	–	x
Section 35 SAG – Financial Assistance Provided Within the Group	–	–	x

Depending on the disclosure interval		
Helaba relevance	Use of materiality principle	Reference
x		The disclosures relating to the risk strategy and risk management system at Helaba are included in the Annual Report (Group management report (Risk report)). This disclosure report only includes additional information.
x		Information on the group of consolidated companies under IFRS may be found in the Annual Report (Note (3) in conjunction with Note (88) in the Notes to the Consolidated Financial Statements)
x		More detailed information on equity investment exposures, is included in Note (30) et seq. and Note (42) et seq. of the Notes to the Consolidated Financial Statements in the Annual Report.
x		The disclosures are presented in a separate remuneration report and published on Helaba's website (offenlegung.helaba.de)
Helaba is identified as an Other Systemically Important Institution and so the requirements stipulated in Article 441 CRR do not apply		–
Helaba will not make use of the transitional regulatory rules in accordance with Article 473 a) CRR covering the inclusion of the initial application effects when determining capital ratios and so the requirements stipulated in Article 473 CRR in conjunction with EBA GL 2018/01 do not apply		–
x		Disclosures can be found in the section Country-by-country reporting in accordance with Section 26a KWG in the Annual Report (geschaeftsbericht.helaba.de)
x		The disclosures are included in the Annual Report (Note (74) in conjunction with Note (75) in the Notes to the Annual Financial Statements). The equivalent disclosures at Helaba Bank level are in the Annual Financial Report (Note (44) in the Notes to the Annual Financial Statements).

Article 13 CRR requires significant subsidiaries of EU parent institutions and those subsidiaries that are of material significance for their local market to prepare their own disclosure report on an individual or sub-consolidated basis.

Helaba's FSP subsidiary falls under this separate disclosure requirement. Since the disclosure reporting date of 31 December 2015, the disclosure report for FSP as an individual bank has been published in a "Disclosure report" section within its **Annual Report**, which is available on FSP's website. The disclosure report will be updated each year in the same way as FSP's **Annual Report**.

The regulatory capital requirements and Helaba's own funds are based on financial reporting in accordance with IFRS. Since 1 January 2018, the figures have taken into account the new financial reporting requirements under IFRS 9.

Please refer to the "Risk report" section in conjunction with the "Responsibility statement" in the Helaba Group's **Half-Yearly Financial Report** for information on declarations by the Board of Managing Directors regarding the appropriateness of the risk management system at Helaba pursuant to Article 435 (1e) CRR. Given the differences between the basis of consolidation for regulatory purposes and that under German commercial law, more detailed information relating to the financial statements can also be found in the **Annual Report**.

Scope of Application

These disclosures are provided for the Helaba Group on the basis of the group of consolidated companies for regulatory purposes pursuant to the KWG/CRR. The document is prepared and coordinated by the parent company – Helaba.

A total of 22 companies are fully consolidated in the consolidation process for regulatory purposes in accordance with Sections 10 and 10a KWG and Article 18 CRR in addition to Helaba as the

superordinated institution, and one other company is included in the consolidation on a pro-rata basis. A further 23 companies are excluded from the scope of consolidation for regulatory purposes in accordance with Section 31 KWG in conjunction with Article 19 CRR. Since the previous reporting date of 31 March 2018, one asset management company has been removed from the group of consolidated companies for regulatory purposes (shares sold in April 2018).

Group of consolidated companies for regulatory purposes (overview)

Regulatory treatment	Number and type of companies
Full consolidation	22 companies 16 financial institutions 1 asset management company 3 banks 1 investment firm 1 provider of ancillary services
Proportional consolidation	1 company 1 financial institution
Excluded from the scope of consolidation for regulatory purposes	23 companies 22 financial institutions 1 provider of ancillary services

Own Funds and Own Funds Structure

This section presents information about the Helaba Group's own funds and key figures together with a breakdown of the own funds requirements for each risk type in accordance with the

COREP report under Pillar I as at 30 June 2018. The capital ratios are also presented.

KM1 – The Helaba Group in figures

in € m

	30.06.2018	31.03.2018	31.12.2017
Composition of own funds for regulatory purposes			
1. Common Equity Tier 1 capital	8,023	8,021	7,673
thereof: Regulatory adjustments	-370	-365	-281
Additional Tier 1 capital	421	421	507
thereof: Regulatory adjustments	-	-	-19
2. Tier 1 capital	8,445	8,442	8,180
Tier 2 capital	2,720	2,727	2,667
thereof: Regulatory adjustments	-14	-14	-19
3. Own funds, total	11,165	11,169	10,847
Total risk exposure amount			
4. RWAs, total	51,881	50,966	49,822
Capital ratios			
5. Common Equity Tier 1 (CET1) capital ratio in %	15.5	15.7	15.4
6. Tier 1 capital ratio in %	16.3	16.6	16.4
7. Total capital ratio in %	21.5	21.9	21.8
Capital buffers			
8. Capital conservation buffer in %	1.88	1.88	1.25
9. Institution-specific countercyclical capital buffer in %	0.06	0.03	0.03
10. Buffer for global/other systemically important institutions in %	0.66	0.66	0.33
11. Institution-specific buffer requirement in % (lines 8 + 9 + 10)	2.59	2.56	1.61
12. CET1 capital available for the buffers in % (expressed as a percentage of the total risk exposure amount)	10.28	10.56	10.42
Leverage Ratio			
13. Leverage ratio total exposure measure	177,664	177,314	167,618
14. Leverage ratio in %	4.8	4.8	4.9

Own funds structure

The CRR defines own funds as Common Equity Tier 1 capital, Additional Tier 1 capital and Tier 2 capital.

The Helaba Group's Common Equity Tier 1 capital essentially comprises the subscribed capital (paid-up capital and capital contributions), capital reserves and retained earnings.

Shown in the Additional Tier 1 capital category are the silent participations that constituted liable capital in accordance with Section 10 KWG until 31 December 2013 and that fall under the grandfathering provisions set out in the CRR, meaning that they can still be applied as Additional Tier 1 capital, on a steadily decreasing basis, until 2021.

The Tier 2 capital as defined in the CRR consists largely of profit participation rights and other subordinated liabilities of Helaba.

The Helaba Group's Common Equity Tier 1 capital rose by € 350 m compared with the figure as at 31 December 2017. Capital rose in particular as a result of positive effects from the first-time recognition at fair value of subsidiaries not included in the basis of consolidation for regulatory purposes in connection with the switch to IFRS-9 as at 1 January 2018, as well as the inclusion of income for the first half of the year after the deduction of expected dividends. This was offset by increased regulatory capital deductions for prudent valuation and the end of the last phase of the CRR transitional arrangements relating to deductible items. Total own funds have risen by approximately € 318 m. Other than the positive effects referred to above relating to Common Equity Tier 1 capital, the main reason was the impact from residual maturity amortisation on Tier 2 capital instruments.

A description of the individual capital instruments together with a list of their key features can be found in the Annex under “Key Features of the Capital Instruments”.

Details of the composition of the regulatory own funds and the regulatory deduction amounts, together with a presentation of how the regulatory own funds can be derived from the relevant items in the audited consolidated half-yearly financial statements of the Helaba Group, are shown in the following two tables.

Article 437 CRR – Disclosure of own funds

(table based on Annex VI of Implementing Regulation (EU) No 1423/2013)

in € m

	Amount at disclosure date	Regulation (EU) no 575/2013 article reference	Implementation of CRD IV/CRR	Notes	
Common Equity Tier 1 capital: Instruments and reserves					
1	Capital instruments and the related share premium accounts	4,055	26 (1), 27, 28, 29	4,055	
	of which: Share capital	2,509	EBA list 26 (3)	2,509	
2	Retained earnings	4,260	26 (1) (c)	4,260	(a)
3	Accumulated other comprehensive income (and other reserves)	26	26 (1)	26	(b)
5a	Independently reviewed interim profits net of any foreseeable charge or dividend	53	26 (2)	53	(c)
6	Common Equity Tier 1 (CET1) capital before regulatory adjustments	8,394	Sum of rows 1 to 5a	8,394	
Common Equity Tier 1 (CET1) capital: regulatory adjustments					
7	Additional value adjustments	-106	34, 105	-106	
8	Intangible assets (net of relaxed tax liability)	-75	36 (1) (b), 37	-75	
10	Deferred tax assets that rely on future profitability excluding those arising from temporary differences (net of related tax liability where the conditions in Article 38 (3) are met)	-5	36 (1) (c), 38	-5	
12	Negative amounts resulting from the calculation of expected loss amounts	-6	36 (1) (d), 40, 159	-6	
14	Gains or losses on liabilities valued at fair value resulting from changes in own credit standing	-70	33 (1) (b)	-70	(d)
16	Direct and indirect holdings by an institution of own CET1 instruments	-108	36 (1) (f), 42	-108	
27	Qualifying AT1 deductions that exceed the AT1 capital of the institution	-	36 (1) (j)	-	
28	Total regulatory adjustments to Common Equity Tier 1 (CET1)	-370	Sum of rows 7 to 20a, 21, 22 and 25a to 27	-370	
29	Common Equity Tier 1 (CET1) capital	8,023	Sum of row 6 and row 28	8,023	
Additional Tier 1 (AT1) capital: instruments					
33	Amount of qualifying items referred to in Article 484 (4) and the related share premium accounts subject to phase out from AT1	421	486 (3)	-	(e)
36	Additional Tier 1 (AT1) capital before regulatory adjustments	421	Sum of rows 30, 33 and 34	-	

Article 437 CRR – Disclosure of own funds

(table based on Annex VI of Implementing Regulation (EU) No 1423/2013)

in € m

	Amount at disclosure date	Regulation (EU) no 575/2013 article reference	Implementation of CRD IV/CRR	Notes
Additional Tier 1 (AT1) capital: regulatory adjustments				
40	–	56 (d), 59, 79	–	
41				
43	0	Sum of rows 37 to 42	0	
44	421	Sum of row 36 and row 43	0	
45	8,445	Sum of row 29 and row 44	8,023	
Tier 2 (T2) capital: instruments and provisions				
46	2,628	62, 63	2,937	(f)
47	100	486 (4)	–	(g)
51	2,734		2,943	
Tier 2 (T2) capital: regulatory adjustments				
52	–9	63 (b) (i), 66 (a), 67	–9	
55	–5	66 (d), 69, 79	–5	(h)
56				
57	–14	Sum of rows 52 to 56	–14	
58	2,720	Sum of row 51 and row 57	2,929	
59	11,165	Sum of row 45 and row 58	10,952	
60	51,881		51,881	
Capital ratio and buffers				
61	15.47 %	92 (2) (a)	15.47 %	
62	16.28 %	92 (2) (b)	15.47 %	
63	21.52 %	92 (2) (c)	21.11 %	
64	7.09 %	CRD 128, 129, 130, 131, 133	8.06 %	
65	1.875 %		2.50 %	
66	0.059 %		0.059 %	
67a	0.66 %		1.00 %	
68	10.28 %	CRD 128	9.47 %	

Article 437 CRR – Disclosure of own funds

(table based on Annex VI of Implementing Regulation (EU) No 1423/2013)

in € m

	Amount at disclosure date	Regulation (EU) no 575/2013 article reference	Implementation of CRD IV/CRR	Notes
Amounts below the thresholds for deduction (before risk weighting)				
72	Direct and indirect holdings of the capital of financial sector entities where the institution does not have a significant investment in those entities (amount below 10 % threshold and net of eligible short positions)	36 (1) (h), 46, 45, 56 (c), 59, 60, 66 (c), 69, 70	271	
73	Direct and indirect holdings by the institution of the CET1 instruments of financial sector entities where the institution has a significant investment in those entities (amount below 10 % threshold and net of eligible short positions)	36 (1) (i), 45, 48	74	
75	Deferred tax assets arising from temporary differences (amount below 10 % threshold, net of related tax liability where the conditions in Article 38 (3) are met)	36 (1) (c), 38, 48	353	
Applicable caps on the inclusion of provisions in Tier 2				
77	Cap on inclusion of credit risk adjustments in T2 under standardised approach	62	60	
79	Cap for inclusion of credit risk adjustments in T2 under internal ratings-based approach	62	223	
Capital instruments subject to phase-out arrangements (only applicable between 1 Jan 2014 and 1 Jan 2022)				
82	– Current cap on AT1 instruments subject to phase out arrangements	484 (4), 486 (3) & (5)	421	–
83	– Amount excluded from AT1 due to cap (excess over cap after redemptions and maturities)	484 (4), 486 (3) & (5)	491	–
84	– Current cap on T2 instruments subject to phase out arrangements	484 (5), 486 (4) & (5)	100	–
85	– Amount excluded from T2 due to cap (excess over cap after redemptions and maturities)	484 (5), 486 (4) & (5)	31	–

Rows 3a, 4, 5, 9, 11, 13, 15, 17, 18, 19, 20, 20a, 20b, 20c, 20d, 21, 22, 23, 24, 25, 25a, 25b, 30, 31, 32, 34, 35, 37, 38, 39, 42, 48, 49, 50, 53, 54, 67, 69, 70, 71, 74, 76, 78, 80, 81 are not applicable or not relevant in Helaba Group and are not shown for reasons of clarity.

The regulatory adjustments to Common Equity Tier 1, Additional Tier 1 and Tier 2 capital are depicted as negative values.

- (a) Retained earnings does not include net income for the first half of 2018 attributable to the shareholders of the parent (€ 101 m) or the home savings protection fund (€ 11 m).
- (b) See also Note (44) in the Notes to the Half-Yearly Financial Report for disclosures regarding the composition of accumulated other comprehensive income. The differences in the amounts for accounting and regulatory purposes resulted in particular from the measurement at fair value through other comprehensive income of equity investments not included in the basis of consolidation for regulatory purposes.
- (c) This item includes the net income attributable to the shareholders of the parent under the regulatory basis of consolidation (€ 101 m) less foreseeable dividends (€ 47 m).
- (d) This item includes gains or losses on liabilities measured at fair value that result from changes in the institution's own credit standing (Article 33 (1) (b) CRR) and fair value gains and losses arising from the institution's own credit risk related to derivative liabilities (Article 33 1 (c) CRR).
- (e) The Additional Tier 1 capital comprises silent participations that do not satisfy the equity requirements in accordance with IAS 32. These are reported in the statement of financial position under subordinated debt. The silent participations are included, on a transitional basis, as Additional Tier 1 capital in accordance with Article 484 (4) CRR, although the great majority satisfy the requirements of Article 63 CRR (Tier 2 capital). The ineligible amount due to the upper limit defined in Article 486 (3) CRR is € 491 m.
- (f) The Tier 2 capital comprises subordinated liabilities and liabilities under profit participation rights. The Tier 2 capital also includes an amount of € 360 m from silent participations. This comprises amounts that exceeded the upper limits in Article 486 (3) CRR.
- (g) This item includes amounts from silent participations that exceed the upper limits of Article 486 (3) CRR (see (f)) and are eligible, on a transitional basis, as Tier 2 capital in accordance with Article 487 (2) (b) CRR.
- (h) Tier 2 instruments that constitute deductible holdings relating to financial sector entities in which a significant investment is held are reported on the statement of financial position under "Financial assets measured at amortised cost".
- (i) The minority interests requirements in accordance with Article 81 et seq. CRR are not met. No use is made of transitional provisions.

Article 437 CRR – Reconciliation from the IFRS consolidated statement
of financial position to the consolidated statement of financial position for regulatory purposes

in € m

Statement of financial position item	IFRS consolidated statement of fi- nancial position	Consolidated statement of financial posi- tion for regula- tory purposes	Difference due to differing groups of consolidated companies	Note ¹⁾
	06.2018	06.2018		
I. Assets				
Cash on hand, demand deposits and overnight money balances with central banks and banks	18,634	18,536	-98	
Financial assets measured at amortised cost	100,423	101,007	584	
Trading assets	15,976	15,995	19	
Other financial assets mandatorily measured at fair value through profit or loss	3,996	4,325	329	
Financial assets designated voluntarily at fair value	594	594	0	
Positive fair values of hedging derivatives under hedge accounting	687	687	0	
Financial assets measured at fair value through other comprehensive income	22,351	23,470	1,118	
Shares in equity-accounted entities	47	2	-45	
Investment property	2,291	2	-2,288	
Property and equipment	424	409	-15	
Intangible assets	74	73	-1	
Income tax assets	474	440	-34	
thereof: Deferred income tax assets	393	359	-34	
thereof: Arising from differences that are not temporary	7	5	-2	
thereof: Arising from temporary differences	386	354	-32	
Non-current assets and disposal groups classified as held for sale	6	6	0	
Other assets	890	317	-573	
Total assets	166,867	165,863	-1,004	

Article 437 CRR – Reconciliation from the IFRS consolidated statement
of financial position to the consolidated statement of financial position for regulatory purposes

in € m

Statement of financial position item	IFRS consolidated statement of fi- nancial position	Consolidated statement of financial posi- tion for regula- tory purposes	Difference due to differing groups of consolidated companies	Note ¹⁾
	06.2018	06.2018		
II. Liabilities and equity				
Financial liabilities measured at amortised cost	130,654	129,367	-1,287	
thereof: Subordinated liabilities (subordinated capital)	2,215	2,215	0	(f)
thereof: Amortised amount per Art. 64 CRR	-	2	-	
thereof: Difference between regulatory figures and statement of financial position	-	61	-	
thereof: Profit participation rights	221	221	0	(f)
thereof: Amortised amount per Art. 64 CRR	-	146	-	
thereof: Difference between regulatory figures and statement of financial position	-	5	-	
thereof: Silent participations	1,002	1,002	0	(e), (f)
thereof: No longer eligible per Art. 78 CRR	-	20	-	
thereof: Amount expiring per Art. 486 CRR	-	491	-	
thereof: Difference between regulatory figures and statement of financial position	-	49	-	
Trading liabilities	12,019	12,019	0	
Negative fair values of non-trading derivatives	1,823	1,822	-2	
Financial liabilities designated voluntarily at fair value	11,107	11,107	0	
thereof: Subordinated liabilities (subordinated capital)	47	47	0	(f)
thereof: Difference between regulatory figures and statement of financial position	-	2		
Negative fair values of hedging derivatives under hedge accounting	560	560	0	
Provisions	2,088	2,049	-38	
Income tax liabilities	150	145	-5	
thereof: Deferred income tax liabilities	7	18	11	
Other liabilities	451	340	-112	
Equity	8,015	8,455	440	
Subscribed capital	2,509	2,509	0	
Capital reserves	1,546	1,546	0	
Retained earnings	4,275	4,372	96	(a)
thereof: Attributable to shareholders	138	101	-38	(c)
Accumulated other comprehensive income (OCI)	-313	26	339	(b)
Non-controlling interests	-2	2	4	(i)
Total liabilities and equity	166,867	165,863	-1,004	

¹⁾ Explanations can be found in the table "Disclosure of Own Funds".

Capital adequacy

The table below shows the RWAs and capital requirements for default risks, broken down by risk type.

EU OV1 – Overview of RWAs

in € m

		RWAs		Capital requirement	
		30.06.2018	31.03.2018	30.06.2018	
	1	Credit risk (excluding CCR)	40,771	40,151	3,262
Article 438 (c) (d)	2	Of which standardised approach (CRSA)	4,634	4,600	371
Article 438 (c) (d)	3	Of which the foundation IRB (FIRB) approach	33,908	33,716	2,713
Article 438(c)(d)	4	Of which the advanced IRB (AIRB) approach	1,082	1,085	87
Article 438 (d)	5	Of which equity IRB under the simple risk-weighted approach or the IMA	1,147	749	92
Article 107, Article 438 (c) (d)	6	Counterparty credit risk (CCR)	1,834	1,909	147
Article 438 (c) (d)	7	Of which mark to market	1,133	1,154	91
Article 438 (c) (d)	8	Of which original exposure	-	-	-
	9	Of which standardised approach	-	-	-
	10	Of which internal model method (IMM)	-	-	-
Article 438 (c) (d)	11	Of which contributions to the default fund of a CCP	0	0	0
Article 438 (c) (d)	12	Of which CVA	701	755	56
Article 438 (e)	13	Settlement risk	0	0	0
Article 449 (o) (i)	14	Securitisation exposures in the banking book (after the cap)	1,845	1,942	148
	15	Of which IRB approach	778	880	62
	16	Of which supervisory formula approach (SFA)	465	576	37
	17	Of which internal assessment approach (IAA)	308	297	25
	18	Of which standardised approach	1,067	1,063	85
Article 438 (e)	19	Market risk	3,784	3,323	303
	20	Of which standardised approach	1,696	1,570	136
	21	Of which internal model method (IMM)	2,088	1,753	167
Article 438 (e)	22	Large exposures	0	0	0
Article 438 (f)	23	Operational risk	3,557	3,557	285
	24	Of which basic indicator approach	-	-	-
	25	Of which standardised approach	3,557	3,557	285
	26	Of which advanced measurement approaches	-	-	-
Article 437 (2), Article 48 und Article 60	27	Amounts below the thresholds for deduction (subject to 250 % risk weight)	89	84	7
Article 500	28	Adjustment for Basel I floor	-	-	-
	29	Total	51,881	50,966	4,150

The following table (as at 30 June 2018) is provided in addition to the differentiated presentation of RWAs in accordance with the requirements in EBA/GL/2016/11 in order to ensure that the requirements of Article 438 CRR are satisfied in full.

Article 438 CRR – Overview of RWAs by exposure class

in € m

Exposure classes	RWAs	Capital requirement
Central governments or central banks	1,377	110
Institutions	3,313	265
Corporates	29,536	2,363
thereof: Specialised lending exposures	15,854	1,268
thereof: SME	1,783	143
thereof: Other	11,899	952
Retail	1,082	87
Secured by real estate	673	54
thereof: SME	184	15
thereof: Non-SME	489	39
Qualifying revolving	50	4
Other	358	29
thereof: SME	83	7
thereof: Non-SME	275	22
IRBA equity exposures	1,457	117
thereof: Simple risk-weighted approach	1,147	92
Private equity exposures in sufficiently diversified portfolios (190 %)	999	80
Exchange traded equity exposures (290 %)	-	-
Other equity exposures (370 %)	149	12
thereof: PD/LGD approach	242	19
thereof: Risk-weighted equities	67	5
Other non-credit-obligation assets	398	32
Total IRB approach	37,163	2,973
Central governments or central banks	33	3
Regional governments or local authorities	14	1
Public-sector entities	373	30
Multilateral development banks	-	-
International organisations	-	-
Institutions	510	41
Corporates	2,006	160
Retail	81	6
Exposures secured by real estate	592	47
Exposures in default	135	11
Higher risk categories	1	0
Covered bonds	3	0
Exposures to institutions and corporates with a short-term credit assessment	-	-
Collective investment undertakings (CIU)	-	-
Equity exposures	835	67
Other Items	249	20
Total standardised approach (CRSA)	4,831	386
Total	41,994	3,359

There were no own funds requirements on the reporting date for trading book activities of the Helaba Group in relation to large exposures above the limits set out in Articles 395 to 401 CRR.

As at the reporting date, there were also no equity investments in insurance companies that are not deducted from own funds in accordance with Article 49 (1) CRR.

The most significant changes in RWAs compared with 31 March 2018 result from an increase in the “IRBA equity exposures” exposure class and from market risk.

The increase (approximately € 387 m RWAs) in the “IRBA equity exposures” exposure class arose largely because of a subsidiary that made a relatively large property acquisition.

The RWA increase under market risk arose, firstly, from a business-related increase in the securities business under specific interest rate risk (approximately € 234 m) and, secondly, from the internal model (approximately € 336 m). The changes under the internal model are mainly attributable to the regular monthly updates of the statistical parameters (volatilities and correlations) and changes in exposures resulting from normal trading activities.

The table below shows the equity investment exposures in the simple risk-weighted approach as specified in Article 155 (2) CRR. As at 30 June 2018, Helaba did not hold any specialised lending exposures based on the supervisory slotting criteria. For this reason, the table below is restricted to equity investments.

EU CR10 – IRB: Equities (simple risk-weighted approach)

in € m

Equity investments under the simple risk-weighted approach						
Categories	Basis of measurement (on-balance sheet)	Basis of measurement (off-balance sheet)	Risk weight	Exposure value	RWAs	Capital requirement
Private equity exposures in sufficiently diversified portfolios	285	241	190 %	526	999	80
Exchange-traded equity exposures	–	–	290 %	–	–	–
Other equity exposures	39	1	370 %	40	149	12
Total	324	242		566	1,147	92

The table below shows the capital ratios of the Helaba Group, Helaba Bank and the significant subsidiary FSP.

Capital ratios

in %

	Total capital ratio	Tier 1 capital ratio	CET1 capital ratio
Helaba Group (IFRS)	21.5	16.3	15.5
Helaba Bank (HGB)	20.5	14.2	13.3
Frankfurter Sparkasse (HGB)	20.5	19.5	19.5

The Helaba Group has a comfortable capital position with a Tier 1 capital ratio of 16.3 % and a Common Equity Tier 1 capital ratio of 15.5 % as at 30 June 2018.

Leverage Ratio

In January 2015, the requirements for calculating the leverage ratio were redefined and issued by the European Commission in Delegated Act EU 2015/62.

The leverage ratio is based on the relationship between Tier 1 capital and the unweighted total of all on-balance sheet and off-balance sheet asset items (including derivatives).

The disclosures have been published in accordance with Commission Implementing Regulation (EU) 2016/200 (disclosure of the leverage ratio). The table below presents the variables used to determine the leverage ratio taking account of the transitional provisions in accordance with Article 499 (1b) CRR.

Article 451 CRR – Leverage ratio in accordance with Delegated Act

in € m

Reference date	30.06.18
Entity name	Landesbank Hessen-Thüringen
Level of application	Consolidated

Table LRSum: Summary reconciliation of accounting assets and leverage ratio exposures

	Applicable amount
1 Total assets as per published financial statements	166,867
2 Adjustment for entities which are consolidated for accounting purposes but are outside the scope of regulatory consolidation	-1,004
3 (Adjustment for fiduciary assets recognised on the balance sheet pursuant to the applicable accounting framework but excluded from the leverage ratio total exposure measure in accordance with Article 429(13) of Regulation (EU) No 575/2013)	
4 Adjustments for derivative financial instruments	(3,208)
5 Adjustment for securities financing transactions (SFTs)	631
6 Adjustment for off-balance sheet items (i.e. conversion to credit equivalent amounts of off-balance sheet exposures)	16,061
EU-6a (Adjustment for intragroup exposures excluded from the leverage ratio total exposure measure in accordance with Article 429(7) of Regulation (EU) No 575/2013)	
EU-6b (Adjustment for exposures excluded from the leverage ratio total exposure measure in accordance with Article 429(14) of Regulation (EU) No 575/2013)	
7 Other adjustments	(1,683)
8 Leverage ratio total exposure measure	177,664

Table LRCom: Leverage ratio common disclosure

	CRR leverage ratio exposures
On-balance sheet exposures (excluding derivatives and SFTs)	
1 On-balance sheet items (excluding derivatives, SFTs and fiduciary assets, but including collateral)	152,638
2 (Asset amounts deducted in determining Tier 1 capital)	(311)
3 Total on-balance sheet exposures (excluding derivatives, SFTs and fiduciary assets) (sum of lines 1 and 2)	152,328
Derivative exposures	
4 Replacement cost associated with all derivatives transactions (i.e. net of eligible cash variation margin)	5,875
5 Add-on amounts for PFE associated with all derivatives transactions (mark-to-market method)	2,600
EU-5a Exposure determined under Original Exposure Method	
6 Gross-up for derivatives collateral provided where deducted from the balance sheet assets pursuant to the applicable accounting framework	
7 (Deductions of receivables assets for cash variation margin provided in derivatives transactions)	
8 (Exempted CCP leg of client-cleared trade exposures)	
9 Adjusted effective notional amount of written credit derivatives	2,811
10 (Adjusted effective notional offsets and add-on deductions for written credit derivatives)	(2,682)
11 Total derivatives exposures (sum of lines 4 to 10)	8,605
SFT exposures	
12 Gross SFT assets (with no recognition of netting), after adjusting for sales accounting transactions	40
13 (Netted amounts of cash payables and cash receivables of gross SFT assets)	
14 Counterparty credit risk exposure for SFT assets	631
EU-14a Derogation for SFTs: Counterparty credit risk exposure in accordance with Articles 429b(4) and 222 of Regulation (EU) No 575/2013	
15 Agent transaction exposures	
EU-15a (Exempted CCP leg of client-cleared SFT exposure)	
16 Total securities financing transaction exposures (sum of lines 12 to 15a)	672
Other off-balance sheet exposures	
17 Off-balance sheet exposures at gross notional amount	34,816
18 (Adjustments for conversion to credit equivalent amounts)	(18,755)
19 Other off-balance sheet exposures (sum of lines 17 and 18)	16,061
Exempted exposures in accordance with Article 429(7) and (14) of Regulation (EU) No 575/2013 (on and off balance sheet)	
EU-19a (Intragroup exposures (solo basis) exempted in accordance with Article 429(7) of Regulation (EU) No 575/2013 (on and off balance sheet))	
EU-19b (Exposures exempted in accordance with Article 429(14) of Regulation (EU) No 575/2013 (on and off balance sheet))	
Capital and total exposure measure	
20 Tier 1 capital	8,445
21 Leverage ratio total exposure measure (sum of lines 3, 11, 16, 19, EU-19a and EU-19b)	177,664
Leverage ratio	
22 Leverage ratio	4.75 %
Choice on transitional arrangements and amount of derecognised fiduciary items	
EU-23 Choice on transitional arrangements for the definition of the capital measure	Transitional
EU-24 Amount of derecognised fiduciary items in accordance with Article 429(11) of Regulation (EU) No 575/2013	

Table LRSpl: Split-up of on-balance sheet exposures (excluding derivatives, SFTs and exempted exposures)

		CRR leverage ratio exposures
EU-1	Total on-balance sheet exposures (excluding derivatives, SFTs, and exempted exposures), of which:	152,638
EU-2	Trading book exposures	7,279
EU-3	Banking book exposures, of which:	145,359
EU-4	Covered bonds	5,749
EU-5	Exposures treated as sovereigns	43,259
EU-6	Exposures to regional governments, MDBs, international organisations and PSEs not treated as sovereigns	5,222
EU-7	Institutions	20,185
EU-8	Secured by mortgages of immovable properties	15,470
EU-9	Retail exposures	1,417
EU-10	Corporates	44,410
EU-11	Exposures in default	386
EU-12	Other exposures (e.g. equity, securitisations, and other non-credit obligation assets)	9,261

Description of the process for monitoring the risk of excessive leverage

Helaba takes the leverage ratio requirements into account in the optimisation of its business portfolio. The risk of excessive leverage is addressed by including the leverage ratio in the planning and control process. Based on the business and risk strategy, an internal target ratio is specified as an additional key performance indicator, supplementing the capital ratios. Helaba is managing its business using qualitative and quantitative guidelines, taking

into account the limits it will have to comply with in the future. Changes in the leverage ratio are subject to regular monitoring. In addition to ex-post analyses of the leverage ratio in the internal reporting system, future changes in the ratio and in the basis of measurement form an integral part of the Bank's internal planning process.

Description of the factors that impacted the disclosed leverage ratio during the reporting period

As at 30 June 2018, the leverage ratio had decreased to 4.7 % (31 December 2017: 4.9 %). The total risk exposure increased year on year to € 177.7 bn. The main factors contributing to this rise were the volume increase in the ECB reserve available on a day-to-day basis, in the Global Markets business division and in Corporate Finance. The changes were predominantly in on-balance sheet items.

Tier 1 capital as at 30 June 2018 had risen to € 8.5 bn (31 December 2017: € 8.2 bn). Please refer to "Own Funds and Own Funds Structure" in this report for further information on the changes in Tier 1 capital.

Credit Risk

General disclosures

As at 30 June 2018, the Helaba Group's basis of measurement for credit risk after credit risk adjustments amounted to € 170,369 m.

Additional information relating to exposures in default and exposures past due – broken down by exposure class, industry and geography – is presented in the tables below. Transactions involving a customer with which a default event as defined in Article 178 CRR has occurred are designated as in default irrespective of

the recognition of any credit risk adjustment. Transactions are deemed to be past due if they are more than 90 days in arrears and this has also been recorded as a default criterion in bank systems.

The following table also includes, in the CRSA in column a, a breakdown of the exposures in default by original exposure class (shown in italics) in accordance with EBA Q&A 2017_3481.

EU CR1-A – Credit quality of exposures by exposure class

in € m

	a	b	c	d	e	f	g
	Basis of measurement before credit risk adjustments						Basis of measurement after credit risk adjustments
	Defaulted exposures	Non-defaulted exposures	Specific credit risk adjustments	General credit risk adjustments	Accumulated write-offs	Change in credit risk adjustments compared with the prior period	(a+b-c-d)
1 Central governments or central banks	0	35,345	3	–	–	1	35,342
2 Institutions	–	16,853	17	–	0	13	16,836
3 Corporates	447	78,221	302	–	285	–36	78,367
4 thereof: Specialised lending exposures	192	34,062	140	–	113	–45	34,114
5 thereof: SME	27	3,944	6	–	10	–14	3,964
thereof: Other	229	40,216	156	–	162	23	40,288
6 Retail	51	5,476	25	–	42	5	5,503
7 Secured by real estate	29	3,564	5	–	19	–1	3,589
8 thereof: SME	0	569	0	–	4	0	569
9 thereof: Non-SME	29	2,995	4	–	15	–1	3,020
10 Qualifying revolving	2	812	3	–	8	1	812
11 Other	20	1,100	17	–	15	4	1,103
12 thereof: SME	0	236	1	–	7	1	234
13 thereof: Non-SME	20	865	16	–	8	3	869
14 IRBA equity exposures	0	750	–	–	–	–	750
Other non-credit-obligation assets	–	466	0	–	–	0	466
15 Total IRB approach	498	137,111	346	–	327	–17	137,263
16 Central governments or central banks	–	818	0	–	–	0	818
17 Regional governments or local authorities	–	10,139	0	–	–	–0	10,139
18 Public-sector entities	–	3,967	7	–	–	–5	3,960
19 Multilateral development banks	–	177	–	–	–	–	177
20 International organisations	–	394	0	–	–	0	394
21 Institutions	–	8,770	0	–	–	0	8,770
22 Corporates	226	4,263	10	–	–	–5	4,253
23 thereof: SME	4	542	0	–	–	0	542
24 Retail	40	818	2	–	0	–1	816
25 thereof: SME	3	17	0	–	0	0	17
26 Exposures secured by real estate	–	1,737	0	–	–	0	1,737
27 thereof: SME	–	488	0	–	–	0	488
28 Exposures in default	266	–	142	–	114	–6	124
29 Higher risk categories	–	0	–	–	–	–	0
30 Covered bonds	–	325	0	–	–	0	325
31 Exposures to institutions and corporates with a short-term credit assessment	–	–	–	–	–	–	–
32 Collective investment undertakings (CIU)	–	–	–	–	–	–	–
33 Equity exposures	–	1,332	–	–	–	–	1,332
34 Other Items	–	261	–	–	–	–	261
35 Total standardised approach (CRSA)	266	33,001	161	–	114	–17	33,106
36 Total	764	170,112	508	–	441	–34	170,369
37 thereof: Loans	704	112,472	425	–	441	–49	112,751
38 thereof: Debt securities	–	24,081	16	–	–	16	24,065
39 thereof: Off-balance-sheet exposures	60	33,559	67	–	–	–1	33,552

EU CR1-B – Credit quality of exposures by industry

in € m

	a	b	c	d	e	f	g	
	Basis of measurement before credit risk adjustments						Basis of measurement after credit risk adjustments	
	Defaulted exposures	Defaulted exposures: Of which past due	Non-defaulted exposures	Specific credit risk adjustments	General credit risk adjustments	Accumulated write-offs	Change in credit risk adjustments compared with the prior period	
							(a+b-c-d)	
1 Civil engineering, real estate and housing	244	199	35,843	218	–	230	–22	35,868
2 Data processing, telecommunication, media	6	2	2,982	6	–	1	0	2,982
3 Energy, utilities, waste disposal	83	–	9,427	33	–	28	–8	9,478
4 Financial enterprises and insurance companies	108	65	12,124	54	–	43	7	12,177
5 Trade and services	133	52	9,171	73	–	68	6	9,231
6 Banks	0	–	42,460	16	–	–	14	42,444
7 Public-sector entities, organisations, services	0	–	30,936	8	–	–	–3	30,928
8 Manufacturing	35	3	7,710	28	–	27	–7	7,718
9 Transport (including vehicle manufacturing)	89	3	8,432	45	–	35	–19	8,477
10 Other	66	37	11,026	27	–	10	–0	11,066
11 Total	764	361	170,112	508	–	441	–34	170,369

To keep the presentation clear and ensure only relevant information is shown, the data in the table is limited to countries that, in terms of the basis of measurement before credit risk adjustments,

together account for at least 95 % of the basis of measurement before credit risk adjustments in the Helaba Group.

EU CR1-C – Credit quality of exposures by geography

in € m

	a	b	c	d	e	f	g	
	Basis of measurement before credit risk adjustments						Basis of measurement after credit risk adjustments	
	Defaulted exposures	Defaulted exposures: Of which past due	Non-defaulted exposures	Specific credit risk adjustments	General credit risk adjustments	Accumulated write-offs	Change in credit risk adjustments compared with the prior period	
							(a+b-c-d)	
1 Africa	5	0	149	1	–	0	–0	152
2 Asia	0	0	520	0	–	–	0	520
3 Australia and New Zealand	0	0	817	1	–	–	1	816
4 Europe	543	168	147,667	326	–	305	–50	147,885
5 Germany	332	105	110,617	164	–	190	–38	110,785
6 Finland	–	–	992	2	–	–	–0	990
7 France	0	0	8,741	17	–	11	–1	8,725
8 Ireland	44	–	1,452	16	–	13	13	1,479
9 Luxembourg	29	29	4,154	35	–	28	–7	4,148
10 The Netherlands	0	0	3,151	4	–	3	0	3,147
11 Norway	–	–	922	1	–	–	–0	921
12 Austria	0	0	1,531	3	–	2	–0	1,527
13 Poland	0	0	1,357	5	–	4	–1	1,352
14 Sweden	0	0	2,566	3	–	–	0	2,563
15 Switzerland	0	0	2,021	2	–	1	1	2,019
16 Spain	59	0	1,010	14	–	12	–2	1,055
17 United Kingdom	37	34	5,568	44	–	34	3	5,561
18 Other	43	–1	3,584	14	–	6	–18	3,613
19 North America	181	157	19,680	171	–	130	20	19,690
20 Canada	–	–	2,247	2	–	–	1	2,246
21 United States of America	181	157	17,074	169	–	130	19	17,086
22 Other	–	–	358	0	–	–	–0	358
23 Central and South America	35	35	610	8	–	–	–4	637
24 Other regions¹⁾	–	–	668	0	–	6	–14	668
25 Total	764	361	170,112	508	–	441	–34	170,369

¹⁾Exposures to supranational organisations.

The extent of the credit risk adjustments is determined on the basis of an assessment of the financial circumstances including the use of appropriate rating results and including forecasts of going concern value or break-up value, and the measurement of collateral at the expected recovery value taking into account the time required for collateral recovery and appropriate recovery costs.

Specific and portfolio loan loss allowances, provisions and direct write-offs are submitted for approval in the form of an applica-

tion for an allowance for losses on loans and advances. The adequacy of the credit risk adjustment is reviewed regularly and adjustments are made where necessary. The credit risk adjustments for the Bank are recorded and updated in the central Credit Loss Database system. Detailed information on the calculation of the credit risk adjustment and the approval process is available in the form of an internal set of rules and regulations and can be found in Note (14) of the Notes to the Consolidated Financial Statements in the **Annual Report**.

The table below shows the past-due exposures according to FINREP, broken down by the number of days by which the exposure furthest past due is past due, and by customer.

EU CR1-D – Ageing of past-due exposures

in € m

		a	b + c	d	e	f
		Basis of measurement before credit risk adjustments				
		≤ 30 days	> 30 days ≤ 90 days	> 90 days ≤ 180 days	> 180 days ≤ 1 year	> 1 year
1	Loans	96	13	79	20	199
2	Debt securities	-	-	-	-	-
3	Total	96	13	79	20	199

Table CR1-E shows the non-performing and forborne exposures according to FINREP, broken down by debt securities, loans and off-balance-sheet exposures.

EU CR1-E – Non-performing and forborne exposures

in € m

		a	b	c	d	e	f	g
		Gross carrying amount						
		Of which non-performing						
			Of which performing, past due > 30 days and ≤ 60 days	Of which performing forborne exposures		Of which defaulted	Of which impaired	Of which forborne exposures
010	Debt securities	21,993	-	-	5	5	-	-
020	Loans	120,992	44	633	785	755	756	558
030	Off-balance-sheet exposures	35,099	-	-	76	72	-	-

EU CR1-E – Non-performing and forborne exposures

in € m

		h	i	j	k	l	m
		Accumulated impairment and provisions and negative fair value adjustments due to credit risk				Collaterals and financial guarantees received	
		on non-performing exposures		on performing exposures		on non-performing exposures	Of which on forborne exposures
			Of which forborne exposures		Of which forborne exposures		
010	Debt securities	-2	-	-	-	-	-
020	Loans	-146	-12	-340	-254	142	252
030	Off-balance-sheet exposures	22	-	29	-	0	-

The table below shows the changes in the credit risk adjustments over the reporting period according to FINREP. In contrast to the presentation of data in tables CR1-B (Credit quality of exposures by industry) and CR1-C (Credit quality of exposures by geography), this table also includes data on securitisation exposures.

Because the calculation of credit risk adjustments since 1 January 2018 takes into account the new financial reporting requirements under IFRS 9, the opening balance is not comparable with the closing balance from the Disclosure Report as at 31 December 2017.

EU CR2-A – Changes in the stock of general and specific credit risk adjustments (on-balance sheet risk exposures)

in € m

On-balance sheet exposures	a	b
	Specific credit risk adjustments	General credit risk adjustments
1 Opening balance	542	–
2 Additions	101	–
3 Reversals	113	–
4 Utilisations	51	–
5 Transfers between types of credit risk adjustment	–	–
6 Impact of exchange rate differences	5	–
7 Impact of consolidation effects	–	–
8 Other adjustments	–4	–
9 Closing balance	481	–
10 Recoveries on loans and advances previously written off	6	–
11 Direct write-offs	1	–

EU CR2-B – Changes in the stock of defaulted and impaired loans and debt securities (on-balance sheet risk exposures)

in € m

	a
	Basis of measurement before credit risk adjustments
1 Opening balance	859
2 New defaults	83
3 Recoveries	47
4 Direct write-offs	1
5 Other adjustments	–181
6 Closing balance	713

The information in the tables above according to FINREP relates to the 30 June 2018 reporting date and comprises the amounts of the credit risk adjustments under IFRS based on the group of consolidated companies for regulatory purposes.

The quantitative information on the credit risk adjustments under IFRS that is included in the disclosures pursuant to the CRR differs from the credit risk adjustments in the consolidated accounts under IFRS due to differences between the group of consolidated companies for regulatory purposes and the group of consolidated companies for accounting purposes.

General disclosures on credit risk mitigation

Like the creditworthiness of borrowers or counterparties, the collateral arrangements (or general risk mitigation techniques) available are of major importance when determining the adequacy of own funds to cover default risks. Helaba takes the following collateral instruments into account for regulatory purposes in the context of credit risk mitigation techniques insofar as the instruments concerned comply with the requirements of the CRR:

- unfunded credit protection (e.g. guarantees and sureties).
- mortgage security (e.g. charges over real estate)

- financial collateral (e.g. assigned or pledged securities, cash collateral)
- ships and aircraft as other physical collateral (e.g. registered ship or aircraft mortgages)
- assignment of receivables as collateral (e.g. assignment of trade receivables as collateral)

FSP, as an institution within the Helaba Group, takes the same collateral instruments into account – ships and aircraft excepted – when calculating its own funds requirements.

EU CR3 – Credit risk mitigation techniques

in € m

	a	b	c	d	e	f
	Basis of measurement (unsecured)	Basis of measurement (secured)	thereof: Exposures secured by guarantees	thereof: Exposures secured by financial collateral	thereof: Exposures secured by credit derivatives	thereof: Exposures secured by physical/other collateral
1 Loans	87,174	25,577	4,452	1,833	–	19,292
2 Debt securities	23,851	215	152	–	–	63
Off-balance-sheet exposures	32,078	1,474	915	141	–	418
3 Total	143,103	27,266	5,519	1,974	–	19,773
4 Of which defaulted	323	105	9	8	–	88

Assigned endowment insurance policies are also taken into account as collateral. Under the CRR, endowment insurance policies assigned as collateral for IRB transactions are classified as other physical collateral. If they are used as collateral for CRSA exposures, they are treated in the same way as guarantees and therefore shown in the above table under guarantees.

Credit risk and credit risk mitigation in the Standardised Approach

Helaba calculates the own funds requirements for default risk exposures under the CRSA using exclusively external ratings from Standard & Poor's and Moody's Investors Service (the latter only in FSP). The two rating agencies are nominated for the following asset classes: "Central governments or central banks", "Regional governments or local authorities", "Public-sector entities", "Multilateral development banks", "Institutions", "Corporates", "Exposures in the form of covered bonds" and "Exposures in the form of shares in CIUs". When calculating the own funds requirements in relation to securitisations, reference is made to other agencies as well.

When applying credit assessments of issues to exposures, an issue rating is assigned to each transaction if one is available. If no issue rating is available, the issuer rating is used. If no issuer rating is available, the country of domicile rating is applied in the case of churches and institutions. If no issuer or country of domicile rating is available, Helaba investigates the possibility of applying long-term ratings of other issues to short- and long-term exposures with the borrower. External ratings are mapped to the CRR rating grades using the standard classification published by the EBA.

EU CR4 – Standardised approach: Credit risk exposure and CRM effects by exposure class

in € m

Exposure classes	a		b		c		d		e		f	
	Basis of measurement		Exposure value				RWAs and RWA density					
	On-balance sheet	Off-balance sheet	On-balance sheet	Off-balance sheet	RWAs	RWA density in %						
1 Central governments or central banks	684	133	684	133	33	4.03						
2 Regional governments or local authorities	8,258	1,881	9,559	1,063	14	0.13						
3 Public-sector entities	1,956	2,004	2,006	970	373	12.54						
4 Multilateral development banks	177	0	177	10	0	0.00						
5 International organisations	394	0	394	0	0	0.00						
6 Institutions	8,146	624	8,496	256	382	4.36						
7 Corporates	3,611	642	1,963	147	1,961	92.94						
8 Retail	590	226	99	4	79	76.71						
9 Exposures secured by real estate	1,578	159	1,578	87	592	35.54						
10 Exposures in default	115	9	106	7	135	119.46						
11 Higher risk categories	0	0	0	0	1	150.00						
12 Covered bonds	325	0	325	0	3	0.97						
13 Exposures to institutions and corporates with a short-term credit assessment	–	–	–	–	–	–						
14 Collective investment undertakings (CIU)	–	–	–	–	–	–						
15 Equity exposures	1,313	19	1,305	6	835	63.64						
16 Other Items	261	0	261	0	249	95.45						
17 Total	27,408	5,698	26,954	2,684	4,656	15.71						

The table below shows the CRSA exposure value after collateral provided. The Comprehensive Method in accordance with Article 223 CRR is applied for financial collateral in the great majority of cases. Helaba also avails itself of Article 113 CRR to exempt de-

fault risk exposures to companies belonging to the same group or members of the same institutional protection system permanently from the IRB Approach and to treat them instead as CRSA exposures.

EU CR5 – Standardised approach: Credit risk exposure value by exposure class and risk weight
(after credit risk mitigation)

in € m

Exposure classes	Risk weight								
	0 %	2 %	4 %	10 %	20 %	35 %	50 %	70 %	75 %
1 Central governments or central banks	631	–	–	–	1	–	18	–	–
2 Regional governments or local authorities	10,551	–	–	–	69	–	–	–	–
3 Public-sector entities	1,274	–	–	–	1,596	–	103	–	–
4 Multilateral development banks	187	–	–	–	–	–	–	–	–
5 International organisations	394	–	–	–	–	–	–	–	–
6 Institutions	7,550	–	–	0	735	–	461	–	–
7 Corporates	5	–	–	–	109	50	33	–	–
8 Retail	0	–	–	–	–	–	–	–	91
9 Exposures secured by real estate	–	–	–	–	–	1,600	59	–	–
10 Exposures in default	1	–	–	–	–	–	–	–	–
11 Higher risk categories	–	–	–	–	–	–	–	–	–
12 Covered bonds	299	–	–	21	5	–	–	–	–
13 Exposures to institutions and corporates with a short-term credit assessment	–	–	–	–	–	–	–	–	–
14 Collective investment undertakings (CIU)	–	–	–	–	–	–	–	–	–
15 Equity exposures	490	–	–	–	–	–	–	–	–
16 Other Items	1	–	–	–	13	–	–	–	–
17 Total standardised approach exposure value after credit risk mitigation	21,382	–	–	21	2,528	1,651	673	–	91

EU CR5 – Standardised approach: Credit risk exposure value by exposure class and risk weight
(after credit risk mitigation)

in € m

Exposure classes	Risk weight							De-ducted	Total	Of which unrated
	100 %	150 %	250 %	370 %	1250 %	Other				
1 Central governments or central banks	1	–	–	–	–	167	–	818	1	
2 Regional governments or local authorities	–	–	–	–	–	3	–	10,622	2,440	
3 Public-sector entities	3	–	–	–	–	–	–	2,976	2,587	
4 Multilateral development banks	–	–	–	–	–	–	–	187	160	
5 International organisations	–	–	–	–	–	–	–	394	137	
6 Institutions	1	0	–	–	–	6	–	8,752	7,412	
7 Corporates	1,099	11	–	–	–	802	–	2,110	207	
8 Retail	11	–	–	–	–	–	–	103	–	
9 Exposures secured by real estate	7	–	–	–	–	–	–	1,665	8	
10 Exposures in default	66	46	–	–	–	–	–	113	–	
11 Higher risk categories	–	0	–	–	–	–	–	0	–	
12 Covered bonds	–	–	–	–	–	–	–	325	284	
13 Exposures to institutions and corporates with a short-term credit assessment	–	–	–	–	–	–	–	–	–	
14 Collective investment undertakings (CIU)	–	–	–	–	–	–	–	–	–	
15 Equity exposures	813	–	9	–	–	–	–	1,311	–	
16 Other Items	246	–	–	–	–	–	–	261	–	
17 Total standardised approach exposure value after credit risk mitigation	2,248	58	9	–	–	978	–	29,638	13,236	

Credit risk and credit risk mitigation in the IRB Approach

In December 2006, Helaba received approval from the German Federal Financial Supervisory Authority (BaFin) to use the Foundation Internal Ratings-Based (FIRB) Approach as specified in the German Solvency Regulation (Solvabilitätsverordnung – SolvV); this approval covered both the Helaba Group and Helaba Bank. The parameters laid down in the Foundation Approach for internal ratings have been applied for both regulatory capital backing and internal management purposes since 1 January 2007. The approval of the rating model for aircraft finance in December 2010 marked the completion of the regulatory audits in relation to the use of the internal rating models for the FIRBA

and thus the full delivery of the IRBA implementation plan. The AIRB Approach has been applied for the retail portfolio of FSP since the second quarter of 2008. In 2013, LBS became the first Bausparkasse to gain permission to use the “LBS-Kunden-Scoring” rating model and the LGD model devised by Sparkassen Rating- und Risikosysteme GmbH (S-Rating) in the AIRB Approach for retail exposures.

The changes in RWAs for credit risk exposures under the IRB Approach between 31 March 2018 and 30 June 2018 are presented below.

EU CR8 – RWA flow statements of credit risk exposures under the IRB Approach

in € m

	a	b
	RWAs	Capital requirement
1 RWAs at previous quarter-end	35,621	2,850
2 Asset size	391	31
3 Asset quality	– 119	– 10
4 Model updates/changes	– 30	– 2
5 Methodology and policy changes	–	–
6 Acquisitions and disposals	–	–
7 Foreign exchange movements	341	27
8 Other	0	0
9 RWAs at the end of the current quarter	36,205	2,896

In the table above, the changes in RWAs are broken down for each of the key RWA drivers:

- Asset size: changes in the carrying amount due, among other factors, to new or discontinued business or changes in the portfolio
- Asset quality: changes related to credit ratings and credit risk mitigation
- Model updates: model adjustments to internal rating methods
- Methodology and policy changes: new regulatory requirements, discontinuation of transitional provisions and the like
- Acquisitions and disposals: changes based on the group of consolidated companies for regulatory purposes
- Foreign exchange movements: changes in exchange rates for foreign currency transactions
- Other: includes all other changes that cannot be attributed to the categories above

The foreign exchange movement arose principally from transactions in US dollars and sterling.

The table below shows the following for IRB exposures: basis of measurement, exposure value, RWAs, EL and credit risk adjustments in accordance with the CRR, including various averages, such as the average probability of default (mean PD).

EU CR6 – IRB: Credit risk exposures by exposure class and PD range

Exposure classes	PD band	a	b	c	d	e
		Basis of measurement (on-balance sheet)	Basis of measurement (off-balance sheet)	Average CCF in %	Exposure value	Average PD in %
Central governments or central banks	0.00–<0.15	34,610	379	77.84	37,586	0.00
	0.15–<0.25	–	–	–	–	–
	0.25–<0.50	–	–	–	–	–
	0.50–<0.75	–	–	–	–	–
	0.75–<2.50	0	–	–	0	1.98
	2.50–<10.00	0	–	–	0	6.67
	10.00–<100.00	355	0	–	353	20.00
	100.00 (Default)	0	–	–	0	100.00
Subtotal		34,966	379	77.83	37,940	0.19
Institutions	0.00–<0.15	14,574	1,531	70.22	15,491	0.04
	0.15–<0.25	116	27	9.44	119	0.17
	0.25–<0.50	37	54	62.64	71	0.33
	0.50–<0.75	7	15	55.33	16	0.59
	0.75–<2.50	138	92	46.57	37	0.96
	2.50–<10.00	6	47	21.97	6	4.65
	10.00–<100.00	103	106	73.98	11	19.71
	100.00 (Default)	–	–	–	–	–
Subtotal		14,981	1,872	66.84	15,751	0.06
Corporates – Specialised lending exposures	0.00–<0.15	12,703	1,494	66.44	13,441	0.08
	0.15–<0.25	3,422	821	73.58	3,980	0.17
	0.25–<0.50	6,892	1,563	70.36	7,977	0.31
	0.50–<0.75	1,741	1,113	72.92	2,405	0.59
	0.75–<2.50	3,103	427	65.28	3,287	1.20
	2.50–<10.00	489	81	75.00	511	3.71
	10.00–<100.00	210	1	75.00	119	13.16
	100.00 (Default)	191	3	60.67	193	100.00
Subtotal		28,752	5,504	69.97	31,913	1.02
Corporates – SME	0.00–<0.15	767	300	66.45	966	0.09
	0.15–<0.25	269	67	40.57	292	0.17
	0.25–<0.50	653	162	59.03	758	0.33
	0.50–<0.75	479	87	79.15	548	0.59
	0.75–<2.50	803	145	65.98	884	1.17
	2.50–<10.00	109	33	81.69	79	4.22
	10.00–<100.00	56	15	58.20	65	15.92
	100.00 (Default)	22	4	90.11	26	100.00
Subtotal		3,157	813	64.70	3,618	1.58
Corporates – Other	0.00–<0.15	14,078	11,716	49.96	19,385	0.07
	0.15–<0.25	2,417	2,069	67.39	3,820	0.17
	0.25–<0.50	3,076	2,734	67.03	4,705	0.31
	0.50–<0.75	638	658	69.57	1,002	0.59
	0.75–<2.50	669	540	59.01	853	1.45
	2.50–<10.00	98	123	66.92	138	3.36
	10.00–<100.00	1,321	81	51.13	573	19.05
	100.00 (Default)	195	33	73.19	218	100.00
Subtotal		22,490	17,954	55.72	30,693	1.25

in € m

	f	g	h	i	j	k	l
	Number of obligors	Average LGD in %	Average maturity	RWAs	RWA density in %	EL	Credit risk adjustments
	1,258	44.71	2.50	482	1.28	0	
	-	-	-	-	-	-	
	-	-	-	-	-	-	
	-	-	-	-	-	-	
	1	45.00	2.50	1	121.32	0	
	2	45.00	2.50	0	175.79	0	
	41	0.03	2.50	893	252.53	0	
	1	45.00	2.50	-	-	0	
	1,303	44.30	2.50	1,376	3.63	0	3
	309	33.51	2.50	2,809	18.13	2	
	16	36.43	2.50	43	35.97	0	
	19	35.81	2.50	38	53.24	0	
	5	30.02	2.50	11	71.69	0	
	24	45.00	2.50	45	120.35	0	
	19	45.00	2.50	10	160.14	0	
	36	45.00	2.50	28	251.95	1	
	0	-	-	-	-	-	
	428	33.58	2.50	2,984	18.94	4	17
	412	42.62	2.50	3,598	26.77	5	
	127	43.21	2.50	1,644	41.30	3	
	264	42.68	2.50	4,408	55.25	11	
	67	43.52	2.50	1,841	76.53	6	
	106	41.05	2.50	3,058	93.06	16	
	22	42.59	2.50	694	135.88	8	
	8	43.02	2.50	251	209.98	7	
	22	44.72	2.50	-	-	87	
	1,028	42.63	2.50	15,494	48.55	142	140
	603	41.46	2.50	217	22.45	0	
	362	39.27	2.50	91	31.31	0	
	803	36.41	2.50	301	39.66	1	
	336	40.22	2.50	325	59.33	1	
	578	39.25	2.50	661	74.77	4	
	106	40.72	2.50	82	103.77	1	
	385	38.01	2.50	105	162.03	4	
	26	42.83	2.50	-	-	11	
	3,199	39.43	2.50	1,782	49.26	23	6
	1,095	43.19	2.50	4,752	24.51	6	
	306	43.94	2.50	1,622	42.47	3	
	474	43.44	2.50	2,638	56.07	6	
	171	43.43	2.50	778	77.65	3	
	217	43.22	2.50	901	105.62	5	
	50	44.09	2.50	190	137.46	2	
	919	22.28	2.50	752	131.19	25	
	95	46.61	2.50	-	-	102	
	3,327	42.97	2.50	11,632	37.90	152	156

EU CR6 – IRB: Credit risk exposures by exposure class and PD range

Exposure classes	PD band	a	b	c	d	e
		Basis of measurement (on-balance sheet)	Basis of measurement (off-balance sheet)	Average CCF in %	Exposure value	Average PD in %
Retail – Secured by real estate, SME	0.00–<0.15	116	8	65.78	122	0.08
	0.15–<0.25	48	1	69.61	49	0.17
	0.25–<0.50	127	6	68.36	131	0.33
	0.50–<0.75	51	3	72.18	53	0.59
	0.75–<2.50	121	5	69.71	124	1.33
	2.50–<10.00	49	2	64.51	50	4.33
	10.00–<100.00	31	1	65.61	32	19.18
	100.00 (Default)	0	–	–	0	100.00
Subtotal		544	25	67.91	561	1.95
Retail – Secured by real estate, non-SME	0.00–<0.15	1,269	21	76.96	1,285	0.06
	0.15–<0.25	411	3	83.84	413	0.17
	0.25–<0.50	709	5	86.43	713	0.31
	0.50–<0.75	134	1	86.81	135	0.59
	0.75–<2.50	309	3	93.41	311	1.31
	2.50–<10.00	95	1	96.09	96	3.85
	10.00–<100.00	34	1	87.78	35	17.32
	100.00 (Default)	28	1	100.00	29	100.00
Subtotal		2,989	35	81.60	3,018	1.57
Retail – Qualifying revolving	0.00–<0.15	9	625	64.25	411	0.04
	0.15–<0.25	3	28	64.41	21	0.17
	0.25–<0.50	7	37	64.79	31	0.32
	0.50–<0.75	5	18	65.52	17	0.59
	0.75–<2.50	17	32	66.21	38	1.30
	2.50–<10.00	8	9	67.36	15	4.26
	10.00–<100.00	3	11	66.72	10	20.85
	100.00 (Default)	2	0	98.73	2	100.00
Subtotal		55	760	64.47	544	1.10
Retail – Other, SME	0.00–<0.15	19	37	62.82	42	0.08
	0.15–<0.25	6	12	65.55	13	0.17
	0.25–<0.50	25	21	64.64	39	0.32
	0.50–<0.75	11	9	71.99	17	0.59
	0.75–<2.50	28	25	69.45	45	1.36
	2.50–<10.00	15	8	63.95	20	4.24
	10.00–<100.00	11	11	62.76	18	19.12
	100.00 (Default)	0	0	50.00	0	100.00
Subtotal		114	122	65.49	194	2.66
Retail – Other, non-SME	0.00–<0.15	208	81	84.19	276	0.07
	0.15–<0.25	90	22	86.15	109	0.17
	0.25–<0.50	168	52	86.36	214	0.32
	0.50–<0.75	60	18	88.78	76	0.59
	0.75–<2.50	101	17	92.19	116	1.25
	2.50–<10.00	31	6	95.12	37	4.04
	10.00–<100.00	8	2	79.86	9	19.21
	100.00 (Default)	19	1	100.00	20	100.00
Subtotal		686	199	86.41	858	3.07

in € m

	f	g	h	i	j	k	l
	Number of obligors	Average LGD in %	Average maturity	RWAs	RWA density in %	EL	Credit risk adjustments
	956	33.38	2.50	6	5.26	0	
	286	33.74	2.50	5	9.83	0	
	764	34.02	2.50	21	15.72	0	
	263	33.78	2.50	13	23.75	0	
	644	34.89	2.50	52	41.93	1	
	278	34.40	2.50	42	83.03	1	
	224	32.66	2.50	46	143.32	2	
	1	24.79	2.50	-	-	0	
	3,416	33.98	2.50	184	32.80	4	0
	11,233	30.36	2.50	65	5.08	0	
	3,822	30.24	2.50	48	11.56	0	
	7,284	29.45	2.50	124	17.33	1	
	2,182	21.79	2.50	27	20.10	0	
	4,199	21.22	2.50	102	32.84	1	
	1,248	23.88	2.50	68	70.47	1	
	670	22.21	2.50	42	120.21	1	
	368	34.51	2.50	14	47.51	10	
	31,006	28.54	2.50	489	16.21	14	4
	111,904	63.30	2.50	8	1.84	0	
	5,811	62.96	2.50	1	6.07	0	
	8,455	62.99	2.50	3	9.88	0	
	5,027	63.22	2.50	3	16.16	0	
	12,431	63.86	2.50	11	29.73	0	
	4,977	63.76	2.50	10	66.67	0	
	3,677	62.94	2.50	14	138.54	1	
	771	78.09	2.50	1	25.07	2	
	153,053	63.37	2.50	50	9.26	4	3
	1,169	62.76	2.50	4	10.63	0	
	323	62.99	2.50	2	18.69	0	
	680	63.41	2.50	11	28.23	0	
	327	62.38	2.50	7	39.51	0	
	687	64.48	2.50	26	58.21	0	
	422	60.33	2.50	14	70.42	1	
	1,415	60.36	2.50	19	104.61	2	
	2	42.48	2.50	0	27.07	0	
	5,025	62.80	2.50	83	43.10	3	1
	9,646	63.20	2.50	35	12.54	0	
	3,794	60.82	2.50	26	23.68	0	
	8,158	58.24	2.50	72	33.70	0	
	4,463	51.31	2.50	32	42.66	0	
	7,105	47.63	2.50	64	54.76	1	
	2,003	51.36	2.50	29	78.10	1	
	1,067	51.26	2.50	11	114.02	1	
	915	72.36	2.50	7	33.44	14	
	37,151	58.07	2.50	275	32.06	18	16

EU CR6 – IRB: Credit risk exposures by exposure class and PD range

Exposure classes	PD band	a	b	c	d	e
		Basis of measurement (on-balance sheet)	Basis of measurement (off-balance sheet)	Average CCF in %	Exposure value	Average PD in %
IRBA equity exposures – PD/LGD approach	0.00–<0.15	74	–	–	74	0.10
	0.15–<0.25	5	–	–	5	0.17
	0.25–<0.50	–	–	–	–	–
	0.50–<0.75	–	–	–	–	–
	0.75–<2.50	77	0	100.00	78	1.48
	2.50–<10.00	–	–	–	–	–
	10.00–<100.00	0	–	–	0	20.00
	100.00 (Default)	0	–	–	0	100.00
Subtotal		157	0	100.00	157	0.79
IRBA equity exposures – simple risk-weighted approach		324	242	100.00	566	–
IRBA equity exposures – risk-weighted equities		27	–	–	27	–
Total		109,241	27,905	60.77	125,839	0.75

in € m

	f	g	h	i	j	k	l
	Number of obligors	Average LGD in %	Average maturity	RWAs	RWA density in %	EL	Credit risk adjustments
	5	65.00	5.00	75	101.39	0	
	1	65.00	5.00	5	95.99	0	
	-	-	-	-	-	-	
	-	-	-	-	-	-	
	6	73.30	5.00	162	209.05	1	
	-	-	-	-	-	-	
	2	65.00	5.00	0	403.70	0	
	1	65.00	5.00	0	437.50	0	
	15	69.10	5.00	242	154.43	1	-
	103	3.08	2.49	1,147	202.78	5	-
	18	32.17	2.40	67	250.00	-	-
	239,072	41.69	2.50	35,807	28.45	370	346

Counterparty Credit Risk (CCR)

The exposure value for derivatives amounted to € 8,474 m at 30 June 2018. This exposure is calculated using the mark-to-market method only.

EU CCR1 – Analysis of CCR exposure by approach (excluding exposures to CCPs)

in € m

	a	b	c	d	e	f	g
	Notional	Replace- ment cost/ current market value	Potential future credit exposure ¹⁾	Effective expected positive exposure (EEPE) ¹⁾	Multiplier	Exposure value	RWAs
1 Mark to market		11,661	1,822			7,840	1,006
2 Original exposure	–					–	–
3 Standardised method		–			–	–	–
4 Internal model method (for derivatives and SFTs)			–	–	–	–	–
5 Of which securities financing transactions (SFTs)			–	–	–	–	–
6 Of which derivatives and long settlement transactions			–	–	–	–	–
7 Of which from contractual cross-product netting			–	–	–	–	–
8 Financial collateral simple method (for SFTs)						–	–
9 Financial collateral compre- hensive method (for SFTs)						–	–
10 VaR for SFTs						–	–
11 Total							1,006

¹⁾ Shown for positive fair values.

In the standardised approach, the distribution of the exposure value after credit risk mitigation by exposure class and risk weight is as follows:

EU CCR3 – Standardised approach: CCR exposures by regulatory portfolio and risk (after credit risk mitigation)

in € m

Exposure classes	Risk weight								
	0 %	2 %	4 %	10 %	20 %	35 %	50 %	70 %	75 %
1 Central governments or central banks	–	–	–	–	–	–	–	–	–
2 Regional governments or local authorities	–	–	–	–	–	–	–	–	–
3 Public-sector entities	178	–	–	–	–	–	–	–	–
4 Multilateral development banks	–	–	–	–	–	–	–	–	–
5 International organisations	–	–	–	–	–	–	–	–	–
6 Institutions	1,971	–	–	–	638	–	2	–	–
7 Corporates	–	–	–	–	–	–	–	–	–
8 Retail	–	–	–	–	–	–	–	–	4
Exposures secured by real estate	–	–	–	–	–	–	–	–	–
Exposures in default	–	–	–	–	–	–	–	–	–
Higher risk categories	–	–	–	–	–	–	–	–	–
Covered bonds	–	–	–	–	–	–	–	–	–
Exposures to institutions and corporates with a short-term credit assessment	–	–	–	–	–	–	–	–	–
9 Collective investment undertakings (CIU)	–	–	–	–	–	–	–	–	–
Equity exposures	–	–	–	–	–	–	–	–	–
10 Other Items	–	–	–	–	–	–	–	–	–
Total standardised approach exposure value after credit risk mitigation	2,149	–	–	–	638	–	2	–	4

EU CCR3 – Standardised approach: CCR exposures by regulatory portfolio and risk (after credit risk mitigation)

in € m

Exposure classes	Risk weight							De-ducted	Total	Of which unrated
	100 %	150 %	250 %	370 %	1.250 %	Other				
1 Central governments or central banks	–	–	–	–	–	–	–	–	–	
2 Regional governments or local authorities	–	–	–	–	–	–	–	–	–	
3 Public-sector entities	–	–	–	–	–	–	–	178	–	
4 Multilateral development banks	–	–	–	–	–	–	–	–	–	
5 International organisations	–	–	–	–	–	–	–	–	–	
6 Institutions	–	–	–	–	–	–	–	2,611	24	
7 Corporates	45	–	–	–	–	–	–	45	45	
8 Retail	0	–	–	–	–	–	–	4	4	
Exposures secured by real estate	–	–	–	–	–	–	–	–	–	
Exposures in default	–	–	–	–	–	–	–	–	–	
Higher risk categories	–	–	–	–	–	–	–	–	–	
Covered bonds	–	–	–	–	–	–	–	–	–	
Exposures to institutions and corporates with a short-term credit assessment	–	–	–	–	–	–	–	–	–	
9 Collective investment undertakings (CIU)	–	–	–	–	–	–	–	–	–	
Equity exposures	–	–	–	–	–	–	–	–	–	
10 Other Items	–	–	–	–	–	–	–	–	–	
Total standardised approach exposure value after credit risk mitigation	45	–	–	–	–	–	–	2,838	73	

The distribution of the exposure value in the IRB approach by exposure class and PD band (FIRB) is as follows: There were no exposures under the AIRB Approach as at 30 June 2018:

EU CCR4 – FIRB approach: CCR exposures by portfolio and PD scale

Exposure classes	PD band	a	b	c	d
		Exposure value	Average PD in %	Number of obligors	Average LGD in %
Central governments or central banks	0.00 – < 0.15	2,911	0.00	113	45.00
	0.15 – < 0.25	–	–	–	–
	0.25 – < 0.50	–	–	–	–
	0.50 – < 0.75	–	–	–	–
	0.75 – < 2.50	–	–	–	–
	2.50 – < 10.00	–	–	–	–
	10.00 – < 100.00	–	–	–	–
	100.00 (Default)	–	–	–	–
Subtotal		2,911	0.00	113	45.00
Institutions	0.00 – < 0.15	1,165	0.07	63	45.00
	0.15 – < 0.25	5	0.17	3	45.00
	0.25 – < 0.50	0	0.26	1	45.00
	0.50 – < 0.75	–	–	–	–
	0.75 – < 2.50	–	–	–	–
	2.50 – < 10.00	–	–	–	–
	10.00 – < 100.00	–	–	–	–
	100.00 (Default)	–	–	–	–
Subtotal		1,170	0.07	67	45.00
Corporates – Specialised lending exposures	0.00 – < 0.15	343	0.08	103	43.85
	0.15 – < 0.25	23	0.17	27	44.50
	0.25 – < 0.50	270	0.35	92	43.90
	0.50 – < 0.75	16	0.59	11	42.21
	0.75 – < 2.50	84	1.23	22	36.62
	2.50 – < 10.00	11	2.96	1	45.00
	10.00 – < 100.00	–	–	–	–
	100.00 (Default)	1	100.00	1	45.00
Subtotal		749	0.45	257	43.05
Corporates – SME	0.00 – < 0.15	0	0.09	5	45.00
	0.15 – < 0.25	1	0.17	4	45.00
	0.25 – < 0.50	1	0.26	4	45.00
	0.50 – < 0.75	–	–	–	–
	0.75 – < 2.50	–	–	–	–
	2.50 – < 10.00	–	–	–	–
	10.00 – < 100.00	–	–	–	–
	100.00 (Default)	–	–	–	–
Subtotal		2	0.20	13	45.00
Corporates – Other	0.00 – < 0.15	608	0.07	160	44.39
	0.15 – < 0.25	69	0.17	36	45.00
	0.25 – < 0.50	113	0.30	54	44.54
	0.50 – < 0.75	1	0.59	11	45.00
	0.75 – < 2.50	4	0.96	17	45.00
	2.50 – < 10.00	7	2.96	4	45.00
	10.00 – < 100.00	4	20.00	1,872	45.00
	100.00 (Default)	1	100.00	2	45.00
Subtotal		806	0.32	2,156	44.48
IRBA equity exposures	Subtotal	–	–	–	–
Total		5,639	0.12	2,606	44.67

in € m

	e	f	g
	Average maturity	RWAs	RWA density in %
	2.50	1	0.04
	-	-	-
	-	-	-
	-	-	-
	-	-	-
	-	-	-
	-	-	-
	-	-	-
	-	-	-
	2.50	1	0.04
	2.50	329	28.24
	2.50	0	3.56
	2.50	0	53.54
	-	-	-
	-	-	-
	-	-	-
	-	-	-
	-	-	-
	-	-	-
	2.50	329	85.35
	2.50	88	25.72
	2.50	10	42.54
	2.50	164	60.70
	2.50	12	74.23
	2.50	71	83.67
	2.50	15	135.68
	-	-	-
	2.50	-	-
	2.50	360	422.54
	2.50	0	27.87
	2.50	0	36.61
	2.50	0	42.24
	-	-	-
	-	-	-
	-	-	-
	-	-	-
	-	-	-
	2.50	1	106.71
	2.50	148	24.40
	2.50	30	43.08
	2.50	65	57.40
	2.50	1	79.13
	2.50	4	95.83
	2.50	9	135.68
	2.50	10	255.72
	2.50	-	-
	2.50	267	691.25
	-	-	-
	2.50	958	1,305.88

Helaba does use credit derivatives to protect counterparty credit risk exposures as part of its risk mitigation efforts, but such products account for only a small proportion of its overall collateral arrangements. There were no exposures collateralised with credit derivatives on the reporting date.

The following table shows exposures in the banking book that mitigate credit risk.

EU CCR6 – Overview of credit derivatives exposures

in € m

	a	b	c
	Credit derivative hedges		Other credit derivatives
	Protection bought	Protection sold	
Own portfolio			
Notionals			
Single-name credit default swaps (CDSs)	–	–	–
Index credit default swaps (CDSs)	–	–	–
Total return swaps	–	–	–
Credit options	–	–	–
Other credit derivatives	–	–	–
Total notionals	–	–	10,000
Fair values			
Positive fair value (asset)	–	–	0
Negative fair value (liability)	–	–	0

The following table shows Helaba's exposures to central counterparties (CCPs).

EU CCR8 – Exposures to CCPs

in € m

	a	b
	Exposure value	RWAs
1 Exposures to qualified CCPs (total)		127
Exposures for trades with qualified CCPs (excluding initial margin and default fund contributions), of which	634	127
3 (i) OTC derivatives	598	120
4 (ii) Exchange-traded derivatives	36	7
5 (iii) Securities financing transactions (SFTs)	1	0
6 (iv) Contractual cross-product netting	–	–
7 Insolvency-protected (segregated) initial margin	5	–
8 Not insolvency-protected (not segregated) initial margin	–	–
9 Prefunded default fund contributions ¹⁾	39	–
10 Alternative calculation of own funds requirements for exposures	–	–
11 Exposures to non-qualified CCPs (total)		–
Exposures for trades with non-qualified CCPs (excluding initial margin and default fund contributions), of which	–	–
13 (i) OTC derivatives	–	–
14 (ii) Exchange-traded derivatives	–	–
15 (iii) Securities financing transactions (SFTs)	–	–
16 (iv) Contractual cross-product netting	–	–
17 Insolvency-protected (segregated) initial margin	–	–
18 Not insolvency-protected (not segregated) initial margin	–	–
19 Prefunded default fund contributions	–	–
20 Unfunded default fund contributions	–	–

¹⁾Through application of Article 310 CRR the prefunded default fund contribution does not require own funds backing.

The net exposure is calculated daily for each individual counterparty and compared with the accepted value of the collateral provided. Collateral netting is conducted taking into account the exemptions and minimum transfer amounts that have been contractually defined subject to the creditworthiness of the counterparty. Exposures are protected with cash collateral. The relevant collateral amounts are calculated automatically in an application system that obtains the contract parameters from a contract da-

tabase and the necessary market values directly from the trading system in which they are maintained.

Processes and procedures are detailed in full in a Collateral Policy. The Helaba Best Practice contains the standard clauses approved at Helaba for collateral agreements (eligible collateral, haircuts, etc.).

EU CCR5-A – Impact of netting and collateral held on exposure values

in € m

	a	b	c	d	e
	Positive fair value before netting	Effects of netting	Positive fair value after netting	Collateral held	Positive fair value after netting and collateral held (net credit exposure)
1 Derivatives and long settlement transactions	13,878	7,961	5,917	1,874	4,042
2 Securities financing transactions	261	238	23	–	23
3 Contractual cross-product netting	–	–	–	–	–
4 Total	14,139	8,199	5,940	1,874	4,066

EU CCR5-B – Composition of collateral for exposures to CCR

in € m

	Collateral used in derivatives and long settlement transactions				Collateral used in SFTs	
	Fair value of collateral received		Fair value of posted collateral		Fair value of collateral received	Fair value of posted collateral
	Insolvency-protected (segregated)	Not insolvency-protected (not segregated)	Insolvency-protected (segregated)	Not insolvency-protected (not segregated)		
Cash contribution in €	1,779	–	–	3,325	–	–
Cash contribution in other currencies	243	–	–	–	–	–
Debt securities, central governments, Germany	–	–	–	–	–	–
Debt securities, central governments, other countries	–	–	–	–	–	–
Debt securities, central governments, other public authorities	–	–	–	–	–	–
Debt securities, corporates	–	–	–	–	–	–
Equity securities, corporates	–	–	–	–	–	–
Other	–	–	–	–	–	–
Total	2,023	–	–	3,325	–	–

The additional amount of collateral to be provided by Helaba in the event of a possible rating downgrade is simulated at regular intervals on the basis of the contract parameters. If the amount concerned is found to be significant in terms of Helaba's liquidity management, it can then be included accordingly in bank-wide liquidity risk scenarios. Currently, however, the amounts involved, which are associated primarily with a reduction in the minimum transfer amounts (MTA) for Helaba, remain negligible.

Own funds requirements for credit valuation adjustment (CVA) risk are calculated in accordance with Article 381 CRR. This article defines credit valuation adjustment as an adjustment to the mid-market valuation of the portfolio of transactions with a counterparty. This adjustment reflects the current market value of the credit risk of the counterparty to the institution, but does not reflect the current market value of the credit risk of the institution to the counterparty.

EU CCR2 – CVA capital charge

in € m

	a	b
	Exposure value	RWAs
1 CVA risk subject to the advanced method	–	–
2 (i) VaR component (including the multiplier)	–	–
3 (ii) SVaR component (including the multiplier)	–	–
4 CVA risk subject to the standardised method	1,179	701
EU4 CVA risk based on the original exposure method	–	–
5 Total CVA risk	1,179	701

Market Risk

Standardised method

Although the Helaba Group uses the internal model to calculate the regulatory own funds requirements for general interest rate risk, it relies on the standardised method to calculate the RWAs

and the own funds requirements for its other market risks in the trading book.

EU MR1 – Market risk in accordance with the standardised method

in € m

	a	b
	RWAs	Capital requirement
Simple products		
1 Interest rate risk (general and specific)	1,450	116
2 Equity risk (general and specific)	23	2
3 Foreign exchange risk	189	15
4 Commodity risk	7	1
Options		
5 Simplified approach	–	–
6 Delta-plus method	–	–
7 Scenario approach	28	2
8 Securitisation (specific risk)	–	–
9 Total	1,696	136

Internal model

All market risks are quantified every day using a money-at-risk (MaR) method backed up by stress tests and sensitivity analyses. The MaR specifies what is deemed, with a certain confidence level, to be the upper threshold of the potential loss of a portfolio or position due to market fluctuations within a prescribed holding period.

Helaba calculates the regulatory own funds required for the general interest rate risk using an internal model in accordance with the CRR for Helaba Bank. This model, which consists of the risk measurement systems MaRC² (linear interest rate risk) and ELLI (interest rate option risk), has been approved by the banking supervisor.

EU MR2-A – Market risk in internal models approach

in € m

	a	b
	RWAs	Capital requirement
1 VaR (higher of values a and b)	740	56
a) Previous day's VaR (Article 365 (1) CRR (VaRt-1))		23
b) Average of the daily VaR on each of the preceding 60 business days (Article 365 (1) CRR) (VaRavg) x multiplication factor (mc) in accordance with Article 366 CRR		56
2 sVaR (higher of values a and b)	1,384	111
a) Latest sVaR (Article 365 (2) CRR (sVaRt-1))		35
b) Average of the daily sVaR on each of the preceding 60 business days (Article 365 (2) CRR) (sVaRavg) x multiplication factor (ms) in accordance with Article 366 CRR		111
3 IRC (higher of values a and b)	-	-
a) Most recent IRC value (additional default and migration risks, calculated in accordance with Articles 370 and 371 CRR)		-
b) Average of the IRC value over the preceding 12 weeks		-
4 Comprehensive risk measure (higher of values a, b and c)	-	-
a) Most recent risk measure number for the correlation trading portfolio (Article 377 CRR)		-
b) Average of the risk measure number for the correlation trading portfolio over the preceding 12 weeks		-
c) 8% of the own funds requirement in the standardised approach for the most recent risk measure number for the correlation trading portfolio (Article 338 (4) CRR)		-
5 Other		-

The changes in RWAs under the internal model between 31 March 2018 and 30 June 2018 are presented below.

EU MR2-B – Market risk under the IMA

in € m

	a	b	c	d	e	f	g
	VaR	sVaR	IRC	Internal model for correlation trading activities	Other	RWAs	Capital requirement
1 RWAs at previous quarter-end	542	1,211	–	–	–	1,753	140
1a Regulatory adjustments ¹⁾	346	799	–	–	–	1,145	92
1b RWAs at previous quarter-end (end of the day)	195	412	–	–	–	607	49
2 Movement in risk levels	12	21	–	–	–	33	3
3 Model updates/changes	–	–	–	–	–	–	–
4 Methodology and policy changes	–	–	–	–	–	–	–
5 Acquisitions and disposals	–	–	–	–	–	–	–
6 Foreign exchange movements	–0	–1	–	–	–	–1	–0
7 Other	80	–0	–	–	–	80	6
8a RWAs at current quarter-end (end of the day)	287	432	–	–	–	719	57
8b Regulatory adjustments ¹⁾	417	953	–	–	–	1,370	110
8 RWAs at the end of the current quarter	704	1,384	–	–	–	2,088	167

¹⁾ Shows the difference between previous quarter RWAs/current and previous quarter RWAs/current (end of day).

The changes in RWAs compared with the previous quarter are mainly attributable to the regular monthly updates of the statistical parameters (volatilities and correlations; please refer to the disclosures related to table EU MR3 – IMA values for trading portfolios) and to changes in exposures resulting from normal trading activities. The other effects include changes attributable to movements in market interest rates, regular monthly updates of the statistical parameters for the MaR as well as a switch in the periods used for the crisis scenario in the stressed MaR.

The linear interest rate risk is measured on the basis of a variance-covariance approach, while the interest rate option risk is calculated using a Monte Carlo simulation. Country- and rating-dependent government, financials and corporate yield curves are also used alongside swap and Pfandbrief curves for evaluation purposes in the context of linear risk measurement. Both risk measurement systems are based on the same statistical para-

metrisation laid down by the banking supervisor (one-tailed confidence level of 99 %, holding period of ten trading days, historical observation period of one year), which is used for both regulatory purposes and internal management. Historically observed values (with equal weightings) are factored into the calculation of the statistical parameters, which are updated monthly. A mixed approach comprising relative and absolute changes is used to model the risk factors. The ten-day MaR is calculated directly, i.e. without applying any scaling. Helaba also uses the same methodology to determine a stressed MaR (money-at-risk in a crisis scenario). The stressed MaR reflects the risk from the present exposure using risk parameters (volatilities, correlations) from the most significant one-year stress period in the past – currently those from the crisis in the eurozone in 2012. The table below shows the trading book interest rate risks for Helaba Bank for the first half of financial year 2018.

EU MR3 – IMA values for trading portfolios

in € m

	a
VaR (10 day 99%)	
1 Maximum value	23.0
2 Average value	15.5
3 Minimum value	11.9
4 Value on reporting date	23.0
Stressed VaR, sVaR (10 day 99%)	
5 Maximum value	35.9
6 Average value	32.1
7 Minimum value	26.5
8 Value on reporting date	34.5
Incremental risk charge, IRC (99.9%)	
9 Maximum value	–
10 Average value	–
11 Minimum value	–
12 Value on reporting date	–
Internal model for correlation trading activities	
13 Maximum value	–
14 Average value	–
15 Minimum value	–
16 Value on reporting date	–

The increase in MaR as at 30 June 2018 compared with the end of the previous year stems predominantly from greater volatility and poorer correlations caused by market uncertainty linked to the formation of the new government in Italy. The change in the

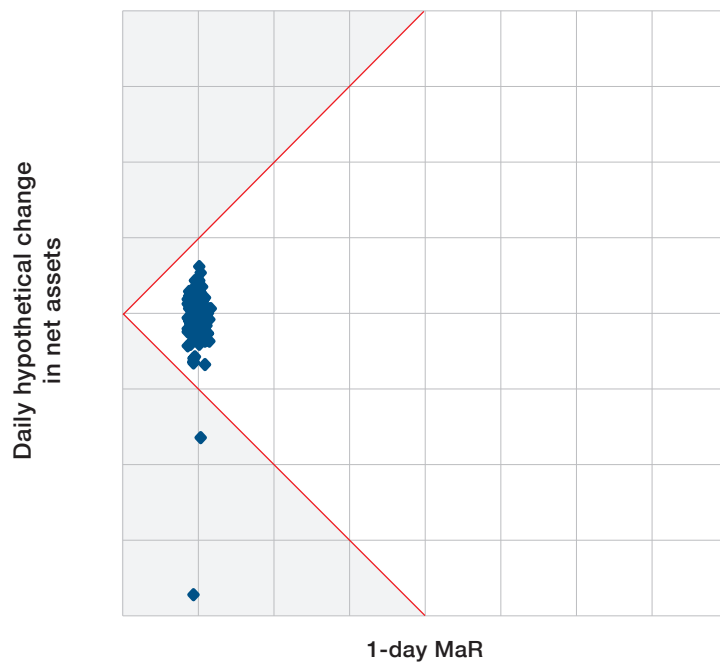
stressed MaR during the first half of 2018 is mainly attributable to changes in exposures resulting from normal trading activities, which conversely had only a minor impact on MaR.

Back-testing and validation

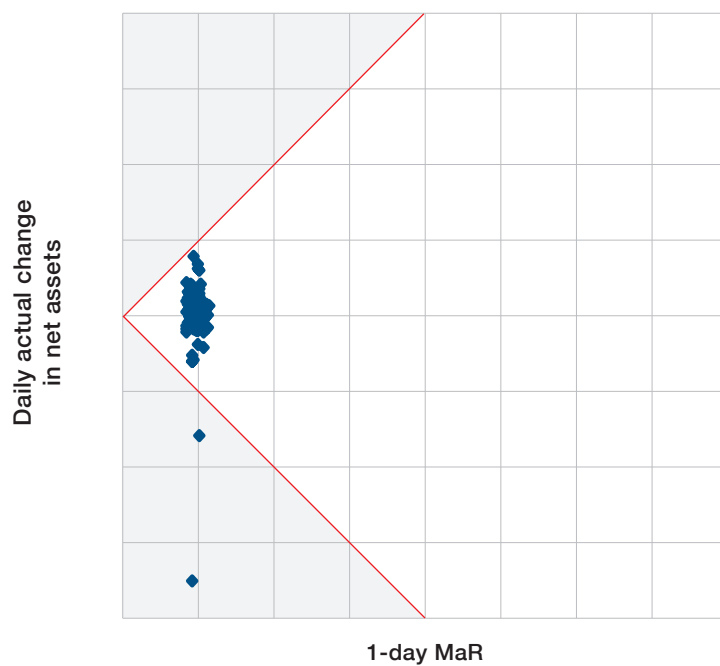
Clean and dirty back-testing is carried out daily to review the predictive quality of the risk models. The data used in these procedures is verified to ensure it is of the requisite quality. The procedures involve determining the MaR figure for a holding period of one trading day with a one-tailed confidence level of 99% and a historical observation period of one year. This forecast risk amount is then compared against the hypothetical (clean) and actual (dirty) change in net assets. The hypothetical change in net assets represents the change in the value of the portfolio over one trading day for an unchanged position and on the basis of new market prices. This figure only takes into account valuation-related effects that can be attributed to interest rate risk. The actual change in value also takes into account effects from portfolio changes and valuation effects not attributable to interest rate risk. Any case in which the decrease in the net value of the trading book exceeds the potential risk figure constitutes a back-testing outlier.

The regulatory back-testing of Helaba's internal model for general interest rate risk, which consists of the model components MaRC² and ELLI, produced two negative outliers during clean and dirty back-testing in the first half of 2018. The first outlier occurred on 28 May 2018, when the 1-day MaR was € 3.7 m, while clean and dirty P&Ls showed losses of € 15.1 m and € 14.3 m respectively. For the second outlier on 7 June 2018, the 1-day MaR was € 4.1 m, while clean and dirty P&Ls showed losses of € 6.6 m and € 6.5 m respectively. In both cases the outliers were caused by uncertainty in bond markets linked to the formation of the new government in Italy, which led to the widening of spreads. The following charts show the results from clean and dirty back-testing for the entire internal model approved by the banking supervisor (figures in € m).

EU MR4 – Clean back-testing of the internal model



EU MR4 – Dirty back-testing of the internal model



The appropriateness of the internal market risk model is continuously reviewed during the course of regular operations and also annually in a comprehensive model validation process. Ad hoc validations are additionally carried out, if required. The annual and any ad hoc model validations are the responsibility of an independent unit that is separate from model development. The validations comprise qualitative and quantitative analyses of key

aspects of the model. These procedures include analyses of the data, parameters and key assumptions used in the model. Changes to models resulting from the model validation process are implemented in accordance with a model change policy that has been submitted to the banking supervisor. The main findings from the model validation process are reported to the Risk Committee.

Stress tests

A proper analysis of the effects of extraordinary but not unrealistic market situations requires the use of stress tests in addition to the daily risk measurement routine. Various portfolios are remeasured regularly under the assumption of extreme market scenarios. Unless specific banking regulatory provisions apply, the portfolios selected for stress testing and the frequency of the stress tests depend on the level of exposure (materiality) and the existence of any risk concentrations. Stress tests are carried out daily on Helaba's options book.

The results of the stress tests are included in market risk reporting to the Board of Managing Directors and are taken into consideration in the limit allocation process. Methods available for use in stress testing include historical simulation, Monte Carlo simulation, a modified variance-covariance approach and a variety of scenario calculations – including those based on the main components of the correlation matrix. Helaba also performs stress tests to simulate extreme spread changes. The stress tests for market risks are supplemented by inverse stress tests and stress tests across risk types conducted in the course of Helaba's calculation of risk-bearing capacity.

Measurement of trading book exposures

When selecting the measurement method for financial instruments, the Helaba Group distinguishes between those financial instruments that can be measured directly using prices quoted in an active market and those measured using standard valuation techniques. In this process, of all the markets to which Helaba has access, the market with the highest level of activity is generally assumed to be the relevant market (primary market). If no primary market can be determined for individual financial instruments, the most favourable market is selected.

The fair value of financial instruments listed in active markets is determined on the basis of quoted prices. A market is deemed to be active if, for relevant or similar financial instruments, there are market prices that satisfy minimum requirements, particularly in relation to price spread and trading volume. The minimum requirements are specified by Helaba and subject to a regular review.

In the case of financial instruments for which there are no prices on an active market on the reference date or in respect of which no prices for comparable financial instruments on active markets can be determined, the fair value is determined using generally accepted standard valuation techniques. The financial instruments are measured on the basis of the cash flow structure, taking into account estimated future cash flows, discount rates and volatility. These approaches use modelling techniques such

as the discounted cash flow method or established option pricing models. Models with greater differentiation that use more detailed inputs such as correlations are used for more complex financial instruments.

The inputs for the models are usually observable in the market. If no market information is available for the required model inputs, these are derived from other relevant information sources, such as prices for similar transactions or historical data.

Adjustments may be required in some cases, and these adjustments form an additional part of the measurement process. Depending on the complexity of the financial instrument involved, the use of a model to measure a financial instrument could involve some uncertainty in the selection of a suitable model, for example regarding the numeric implementation or the parametrisation/calibration of the model. When measuring a financial instrument using fair value principles, this uncertainty is taken into account by applying model adjustments, which can be subdivided into deficiency adjustments and complexity adjustments.

The purpose of a deficiency adjustment is to reflect measurement uncertainty resulting from the use of a model-based valuation technique. Such model uncertainty arises if a financial instrument is measured using a model that is uncommon (or no longer common) or if there is a lack of clarity caused by an inadequate

calibration process or by the technical implementation. Complexity adjustments are taken into account if there is no market consensus regarding the model to be used or the parametrisation for the model cannot be clearly derived from the market data. The problems in such cases are referred to as model risk. The measurement markdowns resulting from the various adjustments are taken into account in the form of a model reserve.

Generally speaking, derivatives are currently measured in front-office systems on a risk-free basis. In other words, it is specifically assumed that the counterparties involved will remain in place until the contractual maturity of the outstanding transactions. The credit value adjustment (CVA) reflects the imputed loss risk to which Helaba believes it is exposed in respect of its counterparty, based on a positive fair value from Helaba's perspective. If the counterparty were to default, it would only be possible to recover a fraction of the fair value of the outstanding transactions in any insolvency or liquidation process (recovery rate). The exposure over time is estimated using a Monte Carlo simulation. A debit value adjustment (DVA) mirrors the CVA and is defined as that imputed part of a negative fair value (from Helaba's perspective) that would be lost if the counterparty were to default. The CVA and DVA amounts are taken into account in the form of a measurement adjustment.

A funding valuation adjustment (FVA) is necessary to ensure that the measurement of derivative financial instruments takes into account the funding costs implied by the market. Funding costs are incurred in connection with the replicated hedging of unse-

cured customer derivatives with secured hedging derivatives in the interbank market. Whereas the volume to be funded is derived from an exposure simulation, the funding rates are set in line with the Euro Interbank Offered Rate (Euribor). Similar to a CVA/DVA, there are two types of FVA. A funding benefit adjustment (FBA) is applied in the case of a negative exposure, and a funding cost adjustment (FCA) for a positive exposure.

The inclusion of adjustments takes into account the requirements for prudent valuation.

The valuation process is subject to continuous validation and control. In the trading business, part of the process of measuring exposures independently of the trading activity is to ensure that the methods, techniques and models used for the measurement are appropriate. New measurement models are generally subject to comprehensive initial validation before they are used for the first time. The models are then regularly reviewed depending on materiality, the extent to which they are established in the market and on the complexity of the model in question. Ad hoc reviews are also carried out if, for example, significant changes are made to the model. A process of independent verification is carried out to ensure that the inputs used for measuring the financial instruments are in line with the market. Risk Controlling is responsible for this process, which is referred to as independent price verification.

Articles 104 and 105 CRR are taken into account in the measurement of trading book positions.

Limitation of market risks

Helaba employs a uniform limit structure to limit market risks. The process through which limits are allocated involves the Risk and Credit Committee of the Supervisory Board as well as the Bank's internal committees. The cumulative limit defined for market risk, which is proposed by the Board of Managing Directors on the basis of the Bank's risk-bearing capacity, must be approved by the Supervisory Board's Risk and Credit Committee.

Acting through the Asset/Liability Management Committee, the Board of Managing Directors allocates limits to the risk-relevant divisions and to the various types of market risk within the scope of the overall limit for market risk. In addition separate limits are defined for the trading book and the banking book. Responsibility for the onward allocation of limits to Helaba's subordinate organisational units and its various sites rests with the divisions to which a limit has been assigned. Stop-loss limits and volume limits are also used independently in the trading units to limit market risk.

Annex

Key Features of the Capital Instruments

This overview (“Key Features of the Capital Instruments”) has been prepared by Landesbank Hessen-Thüringen Girozentrale solely for the purpose of compliance with the disclosure requirements set out in “COMMISSION IMPLEMENTING REGULATION (EU) No 1423/2013 of 20 December 2013 laying down implementing technical standards with regard to disclosure of own funds requirements for institutions according to Regulation (EU) No 575/2013 of the European Parliament and of the Council”.

The publication of this specific data constitutes neither an offer nor a recommendation to purchase securities or other instruments.

© Landesbank Hessen-Thüringen Girozentrale, Frankfurt am Main and Erfurt

All rights reserved including, in particular, the right to copy this document (in whole or in part). This document may not be reproduced by any means or duplicated using electronic systems without the written consent of Helaba Landesbank Hessen-Thüringen.

Key Features of the Capital Instruments		Instrument 1	Instrument 2	Instrument 3
1	Issuer	Landesbank Hessen-Thüringen Girozentrale, AöR	Landesbank Hessen-Thüringen Girozentrale, AöR	Landesbank Hessen-Thüringen Girozentrale, AöR
2	Unique identifier (e.g. CUSIP, ISIN or Bloomberg identifier for private placement)	n. a.	n. a.	Bilateral agreement with no third-party reference
3	Law applicable to the instrument	German law	German law	German law
Regulatory treatment				
4	CRR transitional provisions ¹⁾	Common Equity Tier 1	Common Equity Tier 1	Additional Tier 1
5	Post-transitional CRR rules	Common Equity Tier 1	Common Equity Tier 1	Tier 2
6	Eligible at solo/group/group&solo levels	Group & solo	Group & solo	Group & solo
7	Instrument type	Share capital (amount excluding capital reserves)	Capital reserves	Silent participation
8	Amount eligible as regulatory own funds (in € m, as at most recent reporting date)	589	1,920	24
9	Par value of instrument (issue currency, in € m)	589	1,920	25
	Issue currency	EUR	EUR	EUR
	Par value of instrument (EUR equivalent, in € m)	589	1,920	25
9a	Issue price	n. a.	n. a.	1
9b	Redemption price	n. a.	n. a.	n. a.
10	Accounting classification	Paid-up share capital	Paid-up share capital	Liability – amortised cost
11	Original issue date	01.07.1992/01.01.2001 / 01.07.2012	30.12.1998/06.12.2011 / 09.12.2011	03.12.01
12	Perpetual or dated	Perpetual	Perpetual	Perpetual
13	Original maturity date	No maturity	No maturity	No maturity
14	Issuer call subject to prior supervisory approval	No	No	Yes
15	Optional call date and redemption amount	n. a.	n. a.	31.12.2024 / Carrying amount as at call date (repayment after financial statements adopted)
16	Subsequent call dates, if applicable	n. a.	n. a.	31.12. every 10 yrs. 2-yr. notice period
Coupons/dividends				
17	Fixed or floating dividend/coupon	n. a.	n. a.	Floating
18	Coupon rate and any related index	n. a.	n. a.	2.4990 % / EUR Swap interest rate
19	Existence of a dividend stopper	No	No	No
20a	Fully discretionary, partially discretionary or mandatory (in terms of timing)	Fully discretionary	Fully discretionary	Partially discretionary
20b	Fully discretionary, partially discretionary or mandatory (in terms of amount)	Fully discretionary	Fully discretionary	Mandatory
21	Existence of a step up or other incentive to redeem	No	No	No
22	Non-cumulative or cumulative	Non-cumulative	Non-cumulative	Non-cumulative
23	Convertible or non-convertible	Non-convertible	Non-convertible	Non-convertible
24	If convertible: conversion trigger(s)	n. a.	n. a.	n. a.
25	If convertible: full or partial	n. a.	n. a.	n. a.
26	If convertible: conversion rate	n. a.	n. a.	n. a.
27	If convertible: conversion obligatory or optional	n. a.	n. a.	n. a.
28	If convertible: instrument type to be converted into	n. a.	n. a.	n. a.
29	If convertible: issuer of instrument to be converted into	n. a.	n. a.	n. a.
30	Write-down features	n. a.	n. a.	Yes
31	If write-down: write-down trigger(s)	Absorption of share of loss as CET1 instrument	Absorption of share of loss as CET1 instrument	Net loss for the year
32	If write-down: full or partial	Full or partial	Full or partial	Full or partial
33	If write-down: permanent /temporary /n.a.	Absorption of share of loss as CET1 instrument	Absorption of share of loss as CET1 instrument	Temporary
34	If temporary write-down: reversal mechanism	n. a.	n. a.	Write-up from net income from year (in proportion to the other instruments concerned of the same class)
35	Position in subordination hierarchy in liquidation (specify instrument type immediately senior to instrument)	Ranks ahead of all others in absorption of share of loss	Ranks ahead of all others in absorption of share of loss	Ranks behind subordinated liabilities (i.e. satisfied after all creditors)
36	Non-compliant transitioned features	No	No	Yes
37	If yes, specify non-compliant features	n. a.	n. a.	See feature 20a

¹⁾ No portions of the issue have been reclassified to a lower level.

Key Features of the Capital Instruments		Instrument 4	Instrument 5	Instrument 6
1	Issuer	Landesbank Hessen-Thüringen Girozentrale, AöR	Landesbank Hessen-Thüringen Girozentrale, AöR	Landesbank Hessen-Thüringen via Main Capital Funding Limited Partnership
2	Unique identifier (e.g. CUSIP, ISIN or Bloomberg identifier for private placement)	Bilateral agreement with no third-party reference	Bilateral agreement with no third-party reference	DE000A0E4657
3	Law applicable to the instrument	German law	German law	German law
Regulatory treatment				
4	CRR transitional provisions ¹⁾	Additional Tier 1	Additional Tier 1	Additional Tier 1
5	Post-transitional CRR rules	Tier 2	Ineligible	Tier 2
6	Eligible at solo/group/group&solo levels	Group & solo	Group & solo	Group & solo
7	Instrument type	Silent participation	Silent participation	Silent participation – packaged in bearer bond –
8	Amount eligible as regulatory own funds (in € m, as at most recent reporting date)	145	103	250
9	Par value of instrument (issue currency, in € m)	145	130	250
	Issue currency	EUR	EUR	EUR
	Par value of instrument (EUR equivalent, in € m)	145	130	250
9a	Issue price	1	1	1
9b	Redemption price	n. a.	n. a.	n. a.
10	Accounting classification	Liability – amortised cost	Liability – amortised cost	Liability – amortised cost
11	Original issue date	14.12.01	14.12.01	02.06.05
12	Perpetual or dated	Perpetual	Perpetual	Perpetual
13	Original maturity date	No maturity	No maturity	No maturity
14	Issuer call subject to prior supervisory approval	Yes	Yes	Yes
15	Optional call date and redemption amount	31.12.2024 / Carrying amount as at call date (repayment after financial statements adopted)	31.12.2024 / Carrying amount as at call date (repayment after financial statements adopted)	31.12.2020 / Nominal amount
16	Subsequent call dates, if applicable	31.12. every 10 yrs. 2-yr. notice period	31.12. every 10 yrs. 2-yr. notice period	31.12. each yr. 2-yr. notice period only if carrying amount = nom. amount
Coupons/dividends				
17	Fixed or floating dividend/coupon	Floating	Floating	Fixed
18	Coupon rate and any related index	2.4990 % / EUR Swap interest rate	2.3490 % / EUR Swap interest rate	5.5000 %
19	Existence of a dividend stopper	No	No	No
20a	Fully discretionary, partially discretionary or mandatory (in terms of timing)	Partially discretionary	Partially discretionary	Partially discretionary
20b	Fully discretionary, partially discretionary or mandatory (in terms of amount)	Mandatory	Mandatory	Mandatory
21	Existence of a step up or other incentive to redeem	No	No	No
22	Non-cumulative or cumulative	Non-cumulative	Non-cumulative	Non-cumulative
23	Convertible or non-convertible	Non-convertible	Non-convertible	Non-convertible
24	If convertible: conversion trigger(s)	n. a.	n. a.	n. a.
25	If convertible: full or partial	n. a.	n. a.	n. a.
26	If convertible: conversion rate	n. a.	n. a.	n. a.
27	If convertible: conversion obligatory or optional	n. a.	n. a.	n. a.
28	If convertible: instrument type to be converted into	n. a.	n. a.	n. a.
29	If convertible: issuer of instrument to be converted into	n. a.	n. a.	n. a.
30	Write-down features	Yes	Yes	Yes
31	If write-down: write-down trigger(s)	Net loss for the year	Net loss for the year	Indirect – net loss for the year
32	If write-down: full or partial	Full or partial	Full or partial	Full or partial
33	If write-down: permanent / temporary / n.a.	Temporary	Temporary	Temporary
34	If temporary write-down: reversal mechanism	Write-up from net income from year (in proportion to the other instruments concerned of the same class)	Write-up from net income from year (in proportion to the other instruments concerned of the same class)	Indirect – write-up from net income from year (in proportion to the other instruments concerned of the same class)
35	Position in subordination hierarchy in liquidation (specify instrument type immediately senior to instrument)	Ranks behind subordinated liabilities (i.e. satisfied after all creditors)	Ranks behind subordinated liabilities (i.e. satisfied after all creditors)	Ranks behind subordinated liabilities (i.e. satisfied after all creditors)
36	Non-compliant transitioned features	Yes	Yes	Yes
37	If yes, specify non-compliant features	See feature 20a	See feature 20a	See feature 20a

¹⁾ No portions of the issue have been reclassified to a lower level.

Instrument 7	Instrument 8	Instrument 9	Instrument 10	Instrument 11
Landesbank Hessen-Thüringen via Main Capital Funding II Limited Partnership	Landesbank Hessen-Thüringen Girozentrale, AöR	Landesbank Hessen-Thüringen Girozentrale, AöR	Landesbank Hessen-Thüringen Girozentrale, AöR	Landesbank Hessen-Thüringen Girozentrale, AöR
DE000A0G18M4	Bilateral agreement with no third-party reference	Bilateral agreement with no third-party reference	Bilateral agreement with no third-party reference	Bilateral agreement with no third-party reference
German law	German law	German law	German law	German law
Additional Tier 1	Additional Tier 1	Additional Tier 1	Tier 2	Tier 2
Tier 2	Ineligible	Ineligible	Tier 2	Tier 2
Group & solo	Group & solo	Group & solo	Group & solo	Group & solo
Silent participation – packaged in bearer bond –	Silent participation	Silent participation	Profit participation rights without certificate	Profit participation rights without certificate
250	16	93	3	1
250	39	114	30	5
EUR	EUR	EUR	EUR	EUR
250	39	114	30	5
1	1	1	1	1
n. a.	n. a.	n. a.	n. a.	n. a.
Liability – amortised cost	Liability – amortised cost	Liability – amortised cost	Liability – amortised cost	Liability – amortised cost
01.12.06	01.12.97	05.12.97	10.05.06	11.05.06
Perpetual	Perpetual	Perpetual	Dated	Dated
No maturity	No maturity	No maturity	31.12.18	31.12.18
Yes	Yes	Yes	Yes	Yes
31.12.2020/Nominal amount	31.12.2021/ Carrying amount as at call date (repayment 6 months later)	31.12.2021/ Carrying amount as at call date (repayment 6 months later)	n. a.	n. a.
31.12. each yr. 2-yr. notice period only if carrying amount = nom. amount	31.12. each yr. 3-yr. notice period	31.12. each yr. 3-yr. notice period	n. a.	n. a.
Fixed	Floating	Floating	Fixed	Fixed
5.7500 %	2.3200 % /FAZ bond index	2.0700 % /FAZ bond index	5.1500 %	5.1800 %
No	No	No	No	No
Partially discretionary	Partially discretionary	Partially discretionary	Partially discretionary	Partially discretionary
Mandatory	Mandatory	Mandatory	Mandatory	Mandatory
No	No	No	No	No
Non-cumulative	Cumulative	Cumulative	Cumulative	Cumulative
Non-convertible	Non-convertible	Non-convertible	Non-convertible	Non-convertible
n. a.	n. a.	n. a.	n. a.	n. a.
n. a.	n. a.	n. a.	n. a.	n. a.
n. a.	n. a.	n. a.	n. a.	n. a.
n. a.	n. a.	n. a.	n. a.	n. a.
n. a.	n. a.	n. a.	n. a.	n. a.
n. a.	n. a.	n. a.	n. a.	n. a.
Yes	Yes	Yes	Yes	Yes
Indirect – net loss for the year	Net loss for the year	Net loss for the year	Net accumulated loss	Net accumulated loss
Full or partial	Full or partial	Full or partial	Full or partial	Full or partial
Temporary	Temporary	Temporary	Temporary	Temporary
Indirect – write-up from net income from year (in proportion to the other instruments concerned of the same class)	Write-up from net income from year (in proportion to the other instruments concerned)	Write-up from net income from year (in proportion to the other instruments concerned)	Write-up from net income from year (in proportion to the other instruments concerned of the same class)	Write-up from net income from year (in proportion to the other instruments concerned of the same class)
Ranks behind subordinated liabilities (i.e. satisfied after all creditors)	Ranks behind subordinated liabilities (i.e. satisfied after all creditors)	Ranks behind subordinated liabilities (i.e. satisfied after all creditors)	Ranks behind non-subordinated liabilities (i.e. satisfied after all senior unsecured creditors)	Ranks behind non-subordinated liabilities (i.e. satisfied after all senior unsecured creditors)
Yes	Yes	Yes	No	No
See feature 20a	See feature 20a	See feature 20a	n. a.	n. a.

Key Features of the Capital Instruments		Instrument 12	Instrument 13	Instrument 14
1	Issuer	Landesbank Hessen-Thüringen Girozentrale, AöR	Landesbank Hessen-Thüringen Girozentrale, AöR	Landesbank Hessen-Thüringen Girozentrale, AöR
2	Unique identifier (e.g. CUSIP, ISIN or Bloomberg identifier for private placement)	Bilateral agreement with no third-party reference	Bilateral agreement with no third-party reference	Bilateral agreement with no third-party reference
3	Law applicable to the instrument	German law	German law	German law
Regulatory treatment				
4	CRR transitional provisions ¹⁾	Tier 2	Tier 2	Tier 2
5	Post-transitional CRR rules	Tier 2	Tier 2	Tier 2
6	Eligible at solo/group/group&solo levels	Group & solo	Group & solo	Group & solo
7	Instrument type	Profit participation rights without certificate	Profit participation rights without certificate	Profit participation rights without certificate
8	Amount eligible as regulatory own funds (in € m, as at most recent reporting date)	14	7	21
9	Par value of instrument (issue currency, in € m)	20	10	30
	Issue currency	EUR	EUR	EUR
	Par value of instrument (EUR equivalent, in € m)	20	10	30
9a	Issue price	1	1	1
9b	Redemption price	n. a.	n. a.	n. a.
10	Accounting classification	Liability – amortised cost	Liability – amortised cost	Liability – amortised cost
11	Original issue date	12.05.06	29.05.06	01.06.06
12	Perpetual or dated	Dated	Dated	Dated
13	Original maturity date	31.12.21	31.12.21	31.12.21
14	Issuer call subject to prior supervisory approval	Yes	Yes	Yes
15	Optional call date and redemption amount	n. a.	n. a.	n. a.
16	Subsequent call dates, if applicable	n. a.	n. a.	n. a.
Coupons/dividends				
17	Fixed or floating dividend/coupon	Fixed	Fixed	Fixed
18	Coupon rate and any related index	5.3000 %	5.1225 %	5.1750 %
19	Existence of a dividend stopper	No	No	No
20a	Fully discretionary, partially discretionary or mandatory (in terms of timing)	Partially discretionary	Partially discretionary	Partially discretionary
20b	Fully discretionary, partially discretionary or mandatory (in terms of amount)	Mandatory	Mandatory	Mandatory
21	Existence of a step up or other incentive to redeem	No	No	No
22	Non-cumulative or cumulative	Cumulative	Cumulative	Cumulative
23	Convertible or non-convertible	Non-convertible	Non-convertible	Non-convertible
24	If convertible: conversion trigger(s)	n. a.	n. a.	n. a.
25	If convertible: full or partial	n. a.	n. a.	n. a.
26	If convertible: conversion rate	n. a.	n. a.	n. a.
27	If convertible: conversion obligatory or optional	n. a.	n. a.	n. a.
28	If convertible: instrument type to be converted into	n. a.	n. a.	n. a.
29	If convertible: issuer of instrument to be converted into	n. a.	n. a.	n. a.
30	Write-down features	Yes	Yes	Yes
31	If write-down: write-down trigger(s)	Net accumulated loss	Net accumulated loss	Net accumulated loss
32	If write-down: full or partial	Full or partial	Full or partial	Full or partial
33	If write-down: permanent / temporary / n.a.	Temporary	Temporary	Temporary
34	If temporary write-down: reversal mechanism	Write-up from net income from year (in proportion to the other instruments concerned of the same class)	Write-up from net income from year (in proportion to the other instruments concerned of the same class)	Write-up from net income from year (in proportion to the other instruments concerned of the same class)
35	Position in subordination hierarchy in liquidation (specify instrument type immediately senior to instrument)	Ranks behind non-subordinated liabilities (i.e. satisfied after all senior unsecured creditors)	Ranks behind non-subordinated liabilities (i.e. satisfied after all senior unsecured creditors)	Ranks behind non-subordinated liabilities (i.e. satisfied after all senior unsecured creditors)
36	Non-compliant transitioned features	No	No	No
37	If yes, specify non-compliant features	n. a.	n. a.	n. a.

¹⁾ No portions of the issue have been reclassified to a lower level.

Instrument 15	Instrument 16	Instrument 17	Instrument 18	Instrument 19
Landesbank Hessen-Thüringen Girozentrale, AöR	Landesbank Hessen-Thüringen Girozentrale, AöR	Landesbank Hessen-Thüringen Girozentrale, AöR	Landesbank Hessen-Thüringen Girozentrale, AöR	Landesbank Hessen-Thüringen Girozentrale, AöR
Bilateral agreement with no third-party reference	Bilateral agreement with no third-party reference	DE000HLB88G7	Bilateral agreement with no third-party reference	XS0128218327
German law	German law	German law	German law	German law
Tier 2	Tier 2	Tier 2	Tier 2	Tier 2
Tier 2	Tier 2	Tier 2	Tier 2	Tier 2
Group & solo	Group & solo	Group & solo	Group & solo	Group & solo
Profit participation rights without certificate	Profit participation rights without certificate	Profit-participation certificate	Subordinated loan	Subordinated bond
1	10	14	8	52
1	100	20	10	52
EUR	EUR	EUR	EUR	EUR
1	100	20	10	52
1	1	1	1	0.9979
n. a.	n. a.	n. a.	1	1
Liability – amortised cost	Liability – amortised cost	Liability – amortised cost	Liability – amortised cost	Liability – amortised cost
12.06.06	09.10.06	12.06.06	19.09.06	23.04.01
Dated	Dated	Dated	Dated	Dated
31.12.21	31.12.18	31.12.21	19.09.22	23.04.41
Yes	Yes	Yes	No	Yes
n. a.	n. a.	n. a.	n. a.	n. a.
n. a.	n. a.	n. a.	n. a.	n. a.
Fixed	Fixed	Fixed	Fixed	Floating
5.2100 %	4.8325 %	5.2200 %	4.4425 %	0.0682 % / Euribor
No	No	No	No	No
Partially discretionary	Partially discretionary	Partially discretionary	Mandatory	Mandatory
Mandatory	Mandatory	Mandatory	Mandatory	Mandatory
No	No	No	No	No
Cumulative	Cumulative	Cumulative	Non-cumulative	Non-cumulative
Non-convertible	Non-convertible	Non-convertible	Non-convertible	Non-convertible
n. a.	n. a.	n. a.	n. a.	n. a.
n. a.	n. a.	n. a.	n. a.	n. a.
n. a.	n. a.	n. a.	n. a.	n. a.
n. a.	n. a.	n. a.	n. a.	n. a.
n. a.	n. a.	n. a.	n. a.	n. a.
n. a.	n. a.	n. a.	n. a.	n. a.
Yes	Yes	Yes	No	No
Net accumulated loss	Net accumulated loss	Net accumulated loss	n. a.	n. a.
Full or partial	Full or partial	Full or partial	n. a.	n. a.
Temporary	Temporary	Temporary	n. a.	n. a.
Write-up from net income from year (in proportion to the other instruments concerned of the same class)	Write-up from net income from year (in proportion to the other instruments concerned of the same class)	Write-up from net income from year (in proportion to the other instruments concerned of the same class)	n. a.	n. a.
Ranks behind non-subordinated liabilities (i.e. satisfied after all senior unsecured creditors)	Ranks behind non-subordinated liabilities (i.e. satisfied after all senior unsecured creditors)	Ranks behind non-subordinated liabilities (i.e. satisfied after all senior unsecured creditors)	Ranks behind non-subordinated liabilities (i.e. satisfied after all senior unsecured creditors)	Ranks behind non-subordinated liabilities (i.e. satisfied after all senior unsecured creditors)
No	No	No	No	No
n. a.	n. a.	n. a.	n. a.	n. a.

Key Features of the Capital Instruments		Instrument 20	Instrument 21	Instrument 22
1	Issuer	Landesbank Hessen-Thüringen Girozentrale, AöR	Landesbank Hessen-Thüringen Girozentrale, AöR	Landesbank Hessen-Thüringen Girozentrale, AöR
2	Unique identifier (e.g. CUSIP, ISIN or Bloomberg identifier for private placement)	XS0128429619	XS0128429619	XS0132805762
3	Law applicable to the instrument	German law	German law	German law
Regulatory treatment				
4	CRR transitional provisions ¹⁾	Tier 2	Tier 2	Tier 2
5	Post-transitional CRR rules	Tier 2	Tier 2	Tier 2
6	Eligible at solo/group/group&solo levels	Group & solo	Group & solo	Group & solo
7	Instrument type	Subordinated bond	Subordinated bond	Subordinated bond
8	Amount eligible as regulatory own funds (in € m, as at most recent reporting date)	20	30	15
9	Par value of instrument (issue currency, in € m)	20	30	15
	Issue currency	EUR	EUR	EUR
	Par value of instrument (EUR equivalent, in € m)	20	30	15
9a	Issue price	0.9968	0.99835	1.00045
9b	Redemption price	1	1	1
10	Accounting classification	Liability – amortised cost	Liability – amortised cost	Liability – amortised cost
11	Original issue date	03.05.01	14.05.01	18.07.01
12	Perpetual or dated	Dated	Dated	Dated
13	Original maturity date	03.05.41	03.05.41	18.07.31
14	Issuer call subject to prior supervisory approval	Yes	Yes	Yes
15	Optional call date and redemption amount	n. a.	n. a.	n. a.
16	Subsequent call dates, if applicable	n. a.	n. a.	n. a.
Coupons/dividends				
17	Fixed or floating dividend/coupon	Floating	Floating	Floating
18	Coupon rate and any related index	0.0610 % / Euribor	0.0610 % / Euribor	0.1790 % / Euribor
19	Existence of a dividend stopper	No	No	No
20a	Fully discretionary, partially discretionary or mandatory (in terms of timing)	Mandatory	Mandatory	Mandatory
20b	Fully discretionary, partially discretionary or mandatory (in terms of amount)	Mandatory	Mandatory	Mandatory
21	Existence of a step up or other incentive to redeem	No	No	No
22	Non-cumulative or cumulative	Non-cumulative	Non-cumulative	Non-cumulative
23	Convertible or non-convertible	Non-convertible	Non-convertible	Non-convertible
24	If convertible: conversion trigger(s)	n. a.	n. a.	n. a.
25	If convertible: full or partial	n. a.	n. a.	n. a.
26	If convertible: conversion rate	n. a.	n. a.	n. a.
27	If convertible: conversion obligatory or optional	n. a.	n. a.	n. a.
28	If convertible: instrument type to be converted into	n. a.	n. a.	n. a.
29	If convertible: issuer of instrument to be converted into	n. a.	n. a.	n. a.
30	Write-down features	No	No	No
31	If write-down: write-down trigger(s)	n. a.	n. a.	n. a.
32	If write-down: full or partial	n. a.	n. a.	n. a.
33	If write-down: permanent / temporary / n.a.	n. a.	n. a.	n. a.
34	If temporary write-down: reversal mechanism	n. a.	n. a.	n. a.
35	Position in subordination hierarchy in liquidation (specify instrument type immediately senior to instrument)	Ranks behind non-subordinated liabilities (i.e. satisfied after all senior unsecured creditors)	Ranks behind non-subordinated liabilities (i.e. satisfied after all senior unsecured creditors)	Ranks behind non-subordinated liabilities (i.e. satisfied after all senior unsecured creditors)
36	Non-compliant transitioned features	No	No	No
37	If yes, specify non-compliant features	n. a.	n. a.	n. a.

¹⁾ No portions of the issue have been reclassified to a lower level.

Instrument 23	Instrument 24	Instrument 25	Instrument 26	Instrument 27
Landesbank Hessen-Thüringen Girozentrale, AöR	Landesbank Hessen-Thüringen Girozentrale, AöR	Landesbank Hessen-Thüringen Girozentrale, AöR	Landesbank Hessen-Thüringen Girozentrale, AöR	Landesbank Hessen-Thüringen Girozentrale, AöR
XS0130374183	Bilateral agreement with no third-party reference	Bilateral agreement with no third-party reference	Bilateral agreement with no third-party reference	Bilateral agreement with no third-party reference
German law	German law	German law	German law	German law
Tier 2	Tier 2	Tier 2	Tier 2	Tier 2
Tier 2	Tier 2	Tier 2	Tier 2	Tier 2
Group & solo	Group & solo	Group & solo	Group & solo	Group & solo
Subordinated bond	Subordinated loan	Subordinated loan	Subordinated loan	Subordinated loan
30	30	15	10	20
30	30	15	10	20
EUR	EUR	EUR	EUR	EUR
30	30	15	10	20
1	1	1	1	1
1	1	1	1	1
Liability – amortised cost	Liability – amortised cost	Liability – amortised cost	Liability – amortised cost	Liability – amortised cost
01.06.01	10.07.13	12.07.13	11.07.13	15.07.13
Dated	Dated	Dated	Dated	Dated
01.06.31	10.07.23	12.02.25	11.07.28	15.07.27
Yes	Yes	Yes	Yes	Yes
n. a.	n. a.	n. a.	n. a.	n. a.
n. a.	n. a.	n. a.	n. a.	n. a.
Fixed	Fixed	Fixed	Fixed	Fixed
6.2500 %	4.2600 %	4.3200 %	4.6800 %	4.6300 %
No	No	No	No	No
Mandatory	Mandatory	Mandatory	Mandatory	Mandatory
Mandatory	Mandatory	Mandatory	Mandatory	Mandatory
No	No	No	No	No
Non-cumulative	Non-cumulative	Non-cumulative	Non-cumulative	Non-cumulative
Non-convertible	Non-convertible	Non-convertible	Non-convertible	Non-convertible
n. a.	n. a.	n. a.	n. a.	n. a.
n. a.	n. a.	n. a.	n. a.	n. a.
n. a.	n. a.	n. a.	n. a.	n. a.
n. a.	n. a.	n. a.	n. a.	n. a.
n. a.	n. a.	n. a.	n. a.	n. a.
n. a.	n. a.	n. a.	n. a.	n. a.
No	No	No	No	No
n. a.	n. a.	n. a.	n. a.	n. a.
n. a.	n. a.	n. a.	n. a.	n. a.
n. a.	n. a.	n. a.	n. a.	n. a.
Ranks behind non-subordinated liabilities (i.e. satisfied after all senior unsecured creditors)	Ranks behind non-subordinated liabilities (i.e. satisfied after all senior unsecured creditors)	Ranks behind non-subordinated liabilities (i.e. satisfied after all senior unsecured creditors)	Ranks behind non-subordinated liabilities (i.e. satisfied after all senior unsecured creditors)	Ranks behind non-subordinated liabilities (i.e. satisfied after all senior unsecured creditors)
No	No	No	No	No
n. a.	n. a.	n. a.	n. a.	n. a.

Key Features of the Capital Instruments		Instrument 28	Instrument 29	Instrument 30
1	Issuer	Landesbank Hessen-Thüringen Girozentrale, AöR	Landesbank Hessen-Thüringen Girozentrale, AöR	Landesbank Hessen-Thüringen Girozentrale, AöR
2	Unique identifier (e.g. CUSIP, ISIN or Bloomberg identifier for private placement)	Bilateral agreement with no third-party reference	Bilateral agreement with no third-party reference	Bilateral agreement with no third-party reference
3	Law applicable to the instrument	German law	German law	German law
Regulatory treatment				
4	CRR transitional provisions ¹⁾	Tier 2	Tier 2	Tier 2
5	Post-transitional CRR rules	Tier 2	Tier 2	Tier 2
6	Eligible at solo/group/group&solo levels	Group & solo	Group & solo	Group & solo
7	Instrument type	Subordinated loan	Subordinated loan	Subordinated loan
8	Amount eligible as regulatory own funds (in € m, as at most recent reporting date)	5	5	5
9	Par value of instrument (issue currency, in € m)	5	5	5
	Issue currency	EUR	EUR	EUR
	Par value of instrument (EUR equivalent, in € m)	5	5	5
9a	Issue price	1	1	1
9b	Redemption price	1	1	1
10	Accounting classification	Liability – amortised cost	Liability – amortised cost	Liability – amortised cost
11	Original issue date	11.07.13	15.07.13	12.07.13
12	Perpetual or dated	Dated	Dated	Dated
13	Original maturity date	11.07.23	15.07.26	12.07.24
14	Issuer call subject to prior supervisory approval	Yes	Yes	Yes
15	Optional call date and redemption amount	n. a.	n. a.	n. a.
16	Subsequent call dates, if applicable	n. a.	n. a.	n. a.
Coupons/dividends				
17	Fixed or floating dividend/coupon	Fixed	Fixed	Fixed
18	Coupon rate and any related index	4.2500 %	4.5300 %	4.3500 %
19	Existence of a dividend stopper	No	No	No
20a	Fully discretionary, partially discretionary or mandatory (in terms of timing)	Mandatory	Mandatory	Mandatory
20b	Fully discretionary, partially discretionary or mandatory (in terms of amount)	Mandatory	Mandatory	Mandatory
21	Existence of a step up or other incentive to redeem	No	No	No
22	Non-cumulative or cumulative	Non-cumulative	Non-cumulative	Non-cumulative
23	Convertible or non-convertible	Non-convertible	Non-convertible	Non-convertible
24	If convertible: conversion trigger(s)	n. a.	n. a.	n. a.
25	If convertible: full or partial	n. a.	n. a.	n. a.
26	If convertible: conversion rate	n. a.	n. a.	n. a.
27	If convertible: conversion obligatory or optional	n. a.	n. a.	n. a.
28	If convertible: instrument type to be converted into	n. a.	n. a.	n. a.
29	If convertible: issuer of instrument to be converted into	n. a.	n. a.	n. a.
30	Write-down features	No	No	No
31	If write-down: write-down trigger(s)	n. a.	n. a.	n. a.
32	If write-down: full or partial	n. a.	n. a.	n. a.
33	If write-down: permanent / temporary / n.a.	n. a.	n. a.	n. a.
34	If temporary write-down: reversal mechanism	n. a.	n. a.	n. a.
35	Position in subordination hierarchy in liquidation (specify instrument type immediately senior to instrument)	Ranks behind non-subordinated liabilities (i.e. satisfied after all senior unsecured creditors)	Ranks behind non-subordinated liabilities (i.e. satisfied after all senior unsecured creditors)	Ranks behind non-subordinated liabilities (i.e. satisfied after all senior unsecured creditors)
36	Non-compliant transitioned features	No	No	No
37	If yes, specify non-compliant features	n. a.	n. a.	n. a.

¹⁾ No portions of the issue have been reclassified to a lower level.

Instrument 31	Instrument 32	Instrument 33	Instrument 34	Instrument 35
Landesbank Hessen-Thüringen Girozentrale, AöR	Landesbank Hessen-Thüringen Girozentrale, AöR	Landesbank Hessen-Thüringen Girozentrale, AöR	Landesbank Hessen-Thüringen Girozentrale, AöR	Landesbank Hessen-Thüringen Girozentrale, AöR
Bilateral agreement with no third-party reference	Bilateral agreement with no third-party reference	Bilateral agreement with no third-party reference	Bilateral agreement with no third-party reference	Bilateral agreement with no third-party reference
German law	German law	German law	German law	German law
Tier 2	Tier 2	Tier 2	Tier 2	Tier 2
Tier 2	Tier 2	Tier 2	Tier 2	Tier 2
Group & solo	Group & solo	Group & solo	Group & solo	Group & solo
Subordinated loan	Subordinated loan	Subordinated loan	Subordinated loan	Subordinated loan
5	23	5	10	8
5	23	5	10	8
EUR	EUR	EUR	EUR	EUR
5	23	5	10	8
1	1	1	1	1
1	1	1	1	1
Liability – amortised cost	Liability – amortised cost	Liability – amortised cost	Liability – amortised cost	Liability – amortised cost
11.07.13	17.07.13	17.07.13	12.07.13	15.07.13
Dated	Dated	Dated	Dated	Dated
11.07.23	17.07.23	17.07.23	12.07.23	17.07.23
Yes	Yes	Yes	Yes	Yes
n. a.	n. a.	n. a.	n. a.	n. a.
n. a.	n. a.	n. a.	n. a.	n. a.
Fixed	Fixed	Fixed	Fixed	Fixed
4.2400 %	4.1200 %	4.1800 %	4.2000 %	4.1800 %
No	No	No	No	No
Mandatory	Mandatory	Mandatory	Mandatory	Mandatory
Mandatory	Mandatory	Mandatory	Mandatory	Mandatory
No	No	No	No	No
Non-cumulative	Non-cumulative	Non-cumulative	Non-cumulative	Non-cumulative
Non-convertible	Non-convertible	Non-convertible	Non-convertible	Non-convertible
n. a.	n. a.	n. a.	n. a.	n. a.
n. a.	n. a.	n. a.	n. a.	n. a.
n. a.	n. a.	n. a.	n. a.	n. a.
n. a.	n. a.	n. a.	n. a.	n. a.
n. a.	n. a.	n. a.	n. a.	n. a.
n. a.	n. a.	n. a.	n. a.	n. a.
No	No	No	No	No
n. a.	n. a.	n. a.	n. a.	n. a.
n. a.	n. a.	n. a.	n. a.	n. a.
n. a.	n. a.	n. a.	n. a.	n. a.
Ranks behind non-subordinated liabilities (i.e. satisfied after all senior unsecured creditors)	Ranks behind non-subordinated liabilities (i.e. satisfied after all senior unsecured creditors)	Ranks behind non-subordinated liabilities (i.e. satisfied after all senior unsecured creditors)	Ranks behind non-subordinated liabilities (i.e. satisfied after all senior unsecured creditors)	Ranks behind non-subordinated liabilities (i.e. satisfied after all senior unsecured creditors)
No	No	No	No	No
n. a.	n. a.	n. a.	n. a.	n. a.

Key Features of the Capital Instruments		Instrument 36	Instrument 37	Instrument 38
1	Issuer	Landesbank Hessen-Thüringen Girozentrale, AöR	Landesbank Hessen-Thüringen Girozentrale, AöR	Landesbank Hessen-Thüringen Girozentrale, AöR
2	Unique identifier (e.g. CUSIP, ISIN or Bloomberg identifier for private placement)	Bilateral agreement with no third-party reference	Bilateral agreement with no third-party reference	Bilateral agreement with no third-party reference
3	Law applicable to the instrument	German law	German law	German law
Regulatory treatment				
4	CRR transitional provisions ¹⁾	Tier 2	Tier 2	Tier 2
5	Post-transitional CRR rules	Tier 2	Tier 2	Tier 2
6	Eligible at solo/group/group&solo levels	Group & solo	Group & solo	Group & solo
7	Instrument type	Subordinated loan	Subordinated loan	Subordinated loan
8	Amount eligible as regulatory own funds (in € m, as at most recent reporting date)	14	82	6
9	Par value of instrument (issue currency, in € m)	14	82	6
	Issue currency	EUR	EUR	EUR
	Par value of instrument (EUR equivalent, in € m)	14	82	6
9a	Issue price	1	1	1
9b	Redemption price	1	1	1
10	Accounting classification	Liability – amortised cost	Liability – amortised cost	Liability – amortised cost
11	Original issue date	23.07.13	19.07.13	17.07.13
12	Perpetual or dated	Dated	Dated	Dated
13	Original maturity date	22.07.33	19.07.23	17.07.28
14	Issuer call subject to prior supervisory approval	Yes	Yes	Yes
15	Optional call date and redemption amount	n. a.	n. a.	n. a.
16	Subsequent call dates, if applicable	n. a.	n. a.	n. a.
Coupons/dividends				
17	Fixed or floating dividend/coupon	Fixed	Fixed	Fixed
18	Coupon rate and any related index	4.7000 %	4.2000 %	4.6000 %
19	Existence of a dividend stopper	No	No	No
20a	Fully discretionary, partially discretionary or mandatory (in terms of timing)	Mandatory	Mandatory	Mandatory
20b	Fully discretionary, partially discretionary or mandatory (in terms of amount)	Mandatory	Mandatory	Mandatory
21	Existence of a step up or other incentive to redeem	No	No	No
22	Non-cumulative or cumulative	Non-cumulative	Non-cumulative	Non-cumulative
23	Convertible or non-convertible	Non-convertible	Non-convertible	Non-convertible
24	If convertible: conversion trigger(s)	n. a.	n. a.	n. a.
25	If convertible: full or partial	n. a.	n. a.	n. a.
26	If convertible: conversion rate	n. a.	n. a.	n. a.
27	If convertible: conversion obligatory or optional	n. a.	n. a.	n. a.
28	If convertible: instrument type to be converted into	n. a.	n. a.	n. a.
29	If convertible: issuer of instrument to be converted into	n. a.	n. a.	n. a.
30	Write-down features	No	No	No
31	If write-down: write-down trigger(s)	n. a.	n. a.	n. a.
32	If write-down: full or partial	n. a.	n. a.	n. a.
33	If write-down: permanent / temporary / n.a.	n. a.	n. a.	n. a.
34	If temporary write-down: reversal mechanism	n. a.	n. a.	n. a.
35	Position in subordination hierarchy in liquidation (specify instrument type immediately senior to instrument)	Ranks behind non-subordinated liabilities (i.e. satisfied after all senior unsecured creditors)	Ranks behind non-subordinated liabilities (i.e. satisfied after all senior unsecured creditors)	Ranks behind non-subordinated liabilities (i.e. satisfied after all senior unsecured creditors)
36	Non-compliant transitioned features	No	No	No
37	If yes, specify non-compliant features	n. a.	n. a.	n. a.

¹⁾ No portions of the issue have been reclassified to a lower level.

Instrument 39	Instrument 40	Instrument 41	Instrument 42	Instrument 43
Landesbank Hessen-Thüringen Girozentrale, AöR	Landesbank Hessen-Thüringen Girozentrale, AöR	Landesbank Hessen-Thüringen Girozentrale, AöR	Landesbank Hessen-Thüringen Girozentrale, AöR	Landesbank Hessen-Thüringen Girozentrale, AöR
Bilateral agreement with no third-party reference	Bilateral agreement with no third-party reference	Bilateral agreement with no third-party reference	Bilateral agreement with no third-party reference	Bilateral agreement with no third-party reference
German law	German law	German law	German law	German law
Tier 2	Tier 2	Tier 2	Tier 2	Tier 2
Tier 2	Tier 2	Tier 2	Tier 2	Tier 2
Group & solo	Group & solo	Group & solo	Group & solo	Group & solo
Subordinated loan	Subordinated loan	Subordinated loan	Subordinated loan	Subordinated loan
2	9	10	6	19
2	9	10	6	20
EUR	EUR	EUR	EUR	EUR
2	9	10	6	20
1	1	1	1	1
1	1	1	1	1
Liability – amortised cost	Liability – amortised cost	Liability – amortised cost	Liability – amortised cost	Liability – amortised cost
24.07.13	24.07.13	25.07.13	31.07.13	31.07.13
Dated	Dated	Dated	Dated	Dated
24.07.26	24.07.23	25.07.23	31.07.28	31.07.28
Yes	Yes	Yes	Yes	Yes
n. a.	n. a.	n. a.	n. a.	n. a.
n. a.	n. a.	n. a.	n. a.	n. a.
Fixed	Fixed	Fixed	Fixed	Fixed
4.4000 %	4.1000 %	4.1300 %	4.5900 %	4.6300 %
No	No	No	No	No
Mandatory	Mandatory	Mandatory	Mandatory	Mandatory
Mandatory	Mandatory	Mandatory	Mandatory	Mandatory
No	No	No	No	No
Non-cumulative	Non-cumulative	Non-cumulative	Non-cumulative	Non-cumulative
Non-convertible	Non-convertible	Non-convertible	Non-convertible	Non-convertible
n. a.	n. a.	n. a.	n. a.	n. a.
n. a.	n. a.	n. a.	n. a.	n. a.
n. a.	n. a.	n. a.	n. a.	n. a.
n. a.	n. a.	n. a.	n. a.	n. a.
n. a.	n. a.	n. a.	n. a.	n. a.
n. a.	n. a.	n. a.	n. a.	n. a.
No	No	No	No	No
n. a.	n. a.	n. a.	n. a.	n. a.
n. a.	n. a.	n. a.	n. a.	n. a.
n. a.	n. a.	n. a.	n. a.	n. a.
n. a.	n. a.	n. a.	n. a.	n. a.
Ranks behind non-subordinated liabilities (i.e. satisfied after all senior unsecured creditors)	Ranks behind non-subordinated liabilities (i.e. satisfied after all senior unsecured creditors)	Ranks behind non-subordinated liabilities (i.e. satisfied after all senior unsecured creditors)	Ranks behind non-subordinated liabilities (i.e. satisfied after all senior unsecured creditors)	Ranks behind non-subordinated liabilities (i.e. satisfied after all senior unsecured creditors)
No	No	No	No	No
n. a.	n. a.	n. a.	n. a.	n. a.

Key Features of the Capital Instruments		Instrument 44	Instrument 45	Instrument 46
1	Issuer	Landesbank Hessen-Thüringen Girozentrale, AöR	Landesbank Hessen-Thüringen Girozentrale, AöR	Landesbank Hessen-Thüringen Girozentrale, AöR
2	Unique identifier (e.g. CUSIP, ISIN or Bloomberg identifier for private placement)	Bilateral agreement with no third-party reference	Bilateral agreement with no third-party reference	DE000HLB0WG6
3	Law applicable to the instrument	German law	German law	German law
Regulatory treatment				
4	CRR transitional provisions ¹⁾	Tier 2	Tier 2	Tier 2
5	Post-transitional CRR rules	Tier 2	Tier 2	Tier 2
6	Eligible at solo/group/group&solo levels	Group & solo	Group & solo	Group & solo
7	Instrument type	Subordinated loan	Subordinated loan	Subordinated bond
8	Amount eligible as regulatory own funds (in € m, as at most recent reporting date)	3	75	25
9	Par value of instrument (issue currency, in € m)	3	75	25
	Issue currency	EUR	EUR	EUR
	Par value of instrument (EUR equivalent, in € m)	3	75	25
9a	Issue price	1	1	1
9b	Redemption price	1	1	1
10	Accounting classification	Liability – amortised cost	Liability – amortised cost	Liability – amortised cost
11	Original issue date	29.07.13	31.07.13	14.08.13
12	Perpetual or dated	Dated	Dated	Dated
13	Original maturity date	31.07.23	31.07.23	14.08.23
14	Issuer call subject to prior supervisory approval	Yes	Yes	Yes
15	Optional call date and redemption amount	n. a.	n. a.	n. a.
16	Subsequent call dates, if applicable	n. a.	n. a.	n. a.
Coupons/dividends				
17	Fixed or floating dividend/coupon	Fixed	Fixed	Fixed
18	Coupon rate and any related index	4.2300 %	4.2500 %	4.2600 %
19	Existence of a dividend stopper	No	No	No
20a	Fully discretionary, partially discretionary or mandatory (in terms of timing)	Mandatory	Mandatory	Mandatory
20b	Fully discretionary, partially discretionary or mandatory (in terms of amount)	Mandatory	Mandatory	Mandatory
21	Existence of a step up or other incentive to redeem	No	No	No
22	Non-cumulative or cumulative	Non-cumulative	Non-cumulative	Non-cumulative
23	Convertible or non-convertible	Non-convertible	Non-convertible	Non-convertible
24	If convertible: conversion trigger(s)	n. a.	n. a.	n. a.
25	If convertible: full or partial	n. a.	n. a.	n. a.
26	If convertible: conversion rate	n. a.	n. a.	n. a.
27	If convertible: conversion obligatory or optional	n. a.	n. a.	n. a.
28	If convertible: instrument type to be converted into	n. a.	n. a.	n. a.
29	If convertible: issuer of instrument to be converted into	n. a.	n. a.	n. a.
30	Write-down features	No	No	No
31	If write-down: write-down trigger(s)	n. a.	n. a.	n. a.
32	If write-down: full or partial	n. a.	n. a.	n. a.
33	If write-down: permanent / temporary / n.a.	n. a.	n. a.	n. a.
34	If temporary write-down: reversal mechanism	n. a.	n. a.	n. a.
35	Position in subordination hierarchy in liquidation (specify instrument type immediately senior to instrument)	Ranks behind non-subordinated liabilities (i.e. satisfied after all senior unsecured creditors)	Ranks behind non-subordinated liabilities (i.e. satisfied after all senior unsecured creditors)	Ranks behind non-subordinated liabilities (i.e. satisfied after all senior unsecured creditors)
36	Non-compliant transitioned features	No	No	No
37	If yes, specify non-compliant features	n. a.	n. a.	n. a.

¹⁾ No portions of the issue have been reclassified to a lower level.

Instrument 47	Instrument 48	Instrument 49	Instrument 50	Instrument 51
Landesbank Hessen-Thüringen Girozentrale, AöR	Landesbank Hessen-Thüringen Girozentrale, AöR	Landesbank Hessen-Thüringen Girozentrale, AöR	Landesbank Hessen-Thüringen Girozentrale, AöR	Landesbank Hessen-Thüringen Girozentrale, AöR
Bilateral agreement with no third-party reference	Bilateral agreement with no third-party reference	Bilateral agreement with no third-party reference	DE000HLB0WH4	Bilateral agreement with no third-party reference
German law	German law	German law	German law	German law
Tier 2	Tier 2	Tier 2	Tier 2	Tier 2
Tier 2	Tier 2	Tier 2	Tier 2	Tier 2
Group & solo	Group & solo	Group & solo	Group & solo	Group & solo
Subordinated loan	Subordinated loan	Subordinated loan	Subordinated bond	Subordinated loan
15	20	5	25	10
15	20	5	25	10
EUR	EUR	EUR	EUR	EUR
15	20	5	25	10
1	1	1	1	1
1	1	1	1	1
Liability – amortised cost	Liability – amortised cost	Liability – amortised cost	Liability – amortised cost	Liability – amortised cost
05.08.13	02.08.13	02.08.13	15.08.13	09.08.13
Dated	Dated	Dated	Dated	Dated
05.08.33	02.08.23	02.08.30	15.08.23	09.08.23
Yes	Yes	Yes	Yes	Yes
n. a.	n. a.	n. a.	n. a.	n. a.
n. a.	n. a.	n. a.	n. a.	n. a.
Fixed	Fixed	Fixed	Fixed	Fixed
4.7300 %	4.2650 %	4.7500 %	4.2300 %	4.2800 %
No	No	No	No	No
Mandatory	Mandatory	Mandatory	Mandatory	Mandatory
Mandatory	Mandatory	Mandatory	Mandatory	Mandatory
No	No	No	No	No
Non-cumulative	Non-cumulative	Non-cumulative	Non-cumulative	Non-cumulative
Non-convertible	Non-convertible	Non-convertible	Non-convertible	Non-convertible
n. a.	n. a.	n. a.	n. a.	n. a.
n. a.	n. a.	n. a.	n. a.	n. a.
n. a.	n. a.	n. a.	n. a.	n. a.
n. a.	n. a.	n. a.	n. a.	n. a.
n. a.	n. a.	n. a.	n. a.	n. a.
n. a.	n. a.	n. a.	n. a.	n. a.
No	No	No	No	No
n. a.	n. a.	n. a.	n. a.	n. a.
n. a.	n. a.	n. a.	n. a.	n. a.
n. a.	n. a.	n. a.	n. a.	n. a.
n. a.	n. a.	n. a.	n. a.	n. a.
Ranks behind non-subordinated liabilities (i.e. satisfied after all senior unsecured creditors)	Ranks behind non-subordinated liabilities (i.e. satisfied after all senior unsecured creditors)	Ranks behind non-subordinated liabilities (i.e. satisfied after all senior unsecured creditors)	Ranks behind non-subordinated liabilities (i.e. satisfied after all senior unsecured creditors)	Ranks behind non-subordinated liabilities (i.e. satisfied after all senior unsecured creditors)
No	No	No	No	No
n. a.	n. a.	n. a.	n. a.	n. a.

Key Features of the Capital Instruments		Instrument 52	Instrument 53	Instrument 54
1	Issuer	Landesbank Hessen-Thüringen Girozentrale, AöR	Landesbank Hessen-Thüringen Girozentrale, AöR	Landesbank Hessen-Thüringen Girozentrale, AöR
2	Unique identifier (e.g. CUSIP, ISIN or Bloomberg identifier for private placement)	Bilateral agreement with no third-party reference	DE00HLBOWJ0	Bilateral agreement with no third-party reference
3	Law applicable to the instrument	German law	German law	German law
Regulatory treatment				
4	CRR transitional provisions ¹⁾	Tier 2	Tier 2	Tier 2
5	Post-transitional CRR rules	Tier 2	Tier 2	Tier 2
6	Eligible at solo/group/group&solo levels	Group & solo	Group & solo	Group & solo
7	Instrument type	Subordinated loan	Subordinated bond	Subordinated loan
8	Amount eligible as regulatory own funds (in € m, as at most recent reporting date)	10	5	4
9	Par value of instrument (issue currency, in € m)	10	5	5
	Issue currency	EUR	EUR	EUR
	Par value of instrument (EUR equivalent, in € m)	10	5	5
9a	Issue price	1	1	1
9b	Redemption price	1	1	1
10	Accounting classification	Liability – amortised cost	Liability – amortised cost	Liability – fair value option
11	Original issue date	29.08.13	04.09.13	05.09.13
12	Perpetual or dated	Dated	Dated	Dated
13	Original maturity date	29.08.23	04.09.23	05.09.33
14	Issuer call subject to prior supervisory approval	Yes	Yes	Yes
15	Optional call date and redemption amount	n. a.	n. a.	n. a.
16	Subsequent call dates, if applicable	n. a.	n. a.	n. a.
Coupons/dividends				
17	Fixed or floating dividend/coupon	Fixed	Fixed	Currently fixed, subsequently floating
18	Coupon rate and any related index	4.4200 %	4.4200 %	5.0000 % / EUR Swap interest rate
19	Existence of a dividend stopper	No	No	No
20a	Fully discretionary, partially discretionary or mandatory (in terms of timing)	Mandatory	Mandatory	Mandatory
20b	Fully discretionary, partially discretionary or mandatory (in terms of amount)	Mandatory	Mandatory	Mandatory
21	Existence of a step up or other incentive to redeem	No	No	No
22	Non-cumulative or cumulative	Non-cumulative	Non-cumulative	Non-cumulative
23	Convertible or non-convertible	Non-convertible	Non-convertible	Non-convertible
24	If convertible: conversion trigger(s)	n. a.	n. a.	n. a.
25	If convertible: full or partial	n. a.	n. a.	n. a.
26	If convertible: conversion rate	n. a.	n. a.	n. a.
27	If convertible: conversion obligatory or optional	n. a.	n. a.	n. a.
28	If convertible: instrument type to be converted into	n. a.	n. a.	n. a.
29	If convertible: issuer of instrument to be converted into	n. a.	n. a.	n. a.
30	Write-down features	No	No	No
31	If write-down: write-down trigger(s)	n. a.	n. a.	n. a.
32	If write-down: full or partial	n. a.	n. a.	n. a.
33	If write-down: permanent / temporary / n.a.	n. a.	n. a.	n. a.
34	If temporary write-down: reversal mechanism	n. a.	n. a.	n. a.
35	Position in subordination hierarchy in liquidation (specify instrument type immediately senior to instrument)	Ranks behind non-subordinated liabilities (i.e. satisfied after all senior unsecured creditors)	Ranks behind non-subordinated liabilities (i.e. satisfied after all senior unsecured creditors)	Ranks behind non-subordinated liabilities (i.e. satisfied after all senior unsecured creditors)
36	Non-compliant transitioned features	No	No	No
37	If yes, specify non-compliant features	n. a.	n. a.	n. a.

¹⁾ No portions of the issue have been reclassified to a lower level.

Instrument 55	Instrument 56	Instrument 57	Instrument 58	Instrument 59
Landesbank Hessen-Thüringen Girozentrale, AöR	Landesbank Hessen-Thüringen Girozentrale, AöR	Landesbank Hessen-Thüringen Girozentrale, AöR	Landesbank Hessen-Thüringen Girozentrale, AöR	Landesbank Hessen-Thüringen Girozentrale, AöR
Bilateral agreement with no third-party reference	Bilateral agreement with no third-party reference	Bilateral agreement with no third-party reference	Bilateral agreement with no third-party reference	Bilateral agreement with no third-party reference
German law	German law	German law	German law	German law
Tier 2	Tier 2	Tier 2	Tier 2	Tier 2
Tier 2	Tier 2	Tier 2	Tier 2	Tier 2
Group & solo	Group & solo	Group & solo	Group & solo	Group & solo
Subordinated loan	Subordinated loan	Subordinated loan	Subordinated loan	Subordinated loan
10	5	5	10	2
10	5	5	10	2
EUR	EUR	EUR	EUR	EUR
10	5	5	10	2
0.9992	0.9978	1	1	1
1	1	1	1	1
Liability – amortised cost	Liability – amortised cost	Liability – amortised cost	Liability – amortised cost	Liability – amortised cost
23.09.13	26.09.13	04.10.13	04.10.13	09.10.13
Dated	Dated	Dated	Dated	Dated
22.09.23	26.09.23	04.10.23	04.10.23	09.10.23
Yes	Yes	Yes	Yes	Yes
n. a.	n. a.	n. a.	n. a.	n. a.
n. a.	n. a.	n. a.	n. a.	n. a.
Fixed	Fixed	Fixed	Fixed	Fixed
4.4300 %	4.4000 %	4.3500 %	4.3400 %	4.4000 %
No	No	No	No	No
Mandatory	Mandatory	Mandatory	Mandatory	Mandatory
Mandatory	Mandatory	Mandatory	Mandatory	Mandatory
No	No	No	No	No
Non-cumulative	Non-cumulative	Non-cumulative	Non-cumulative	Non-cumulative
Non-convertible	Non-convertible	Non-convertible	Non-convertible	Non-convertible
n. a.	n. a.	n. a.	n. a.	n. a.
n. a.	n. a.	n. a.	n. a.	n. a.
n. a.	n. a.	n. a.	n. a.	n. a.
n. a.	n. a.	n. a.	n. a.	n. a.
n. a.	n. a.	n. a.	n. a.	n. a.
n. a.	n. a.	n. a.	n. a.	n. a.
No	No	No	No	No
n. a.	n. a.	n. a.	n. a.	n. a.
n. a.	n. a.	n. a.	n. a.	n. a.
n. a.	n. a.	n. a.	n. a.	n. a.
Ranks behind non-subordinated liabilities (i.e. satisfied after all senior unsecured creditors)	Ranks behind non-subordinated liabilities (i.e. satisfied after all senior unsecured creditors)	Ranks behind non-subordinated liabilities (i.e. satisfied after all senior unsecured creditors)	Ranks behind non-subordinated liabilities (i.e. satisfied after all senior unsecured creditors)	Ranks behind non-subordinated liabilities (i.e. satisfied after all senior unsecured creditors)
No	No	No	No	No
n. a.	n. a.	n. a.	n. a.	n. a.

Key Features of the Capital Instruments		Instrument 60	Instrument 61	Instrument 62
1	Issuer	Landesbank Hessen-Thüringen Girozentrale, AöR	Landesbank Hessen-Thüringen Girozentrale, AöR	Landesbank Hessen-Thüringen Girozentrale, AöR
2	Unique identifier (e.g. CUSIP, ISIN or Bloomberg identifier for private placement)	Bilateral agreement with no third-party reference	Bilateral agreement with no third-party reference	DE000HLB02N4
3	Law applicable to the instrument	German law	German law	German law
Regulatory treatment				
4	CRR transitional provisions ¹⁾	Tier 2	Tier 2	Tier 2
5	Post-transitional CRR rules	Tier 2	Tier 2	Tier 2
6	Eligible at solo/group/group&solo levels	Group & solo	Group & solo	Group & solo
7	Instrument type	Subordinated loan	Subordinated loan	Subordinated bond
8	Amount eligible as regulatory own funds (in € m, as at most recent reporting date)	10	6	208
9	Par value of instrument (issue currency, in € m)	10	6	215
	Issue currency	EUR	EUR	EUR
	Par value of instrument (EUR equivalent, in € m)	10	6	215
9a	Issue price	1	1	0.980615733
9b	Redemption price	1	1	1
10	Accounting classification	Liability – amortised cost	Liability – amortised cost	Liability – amortised cost
11	Original issue date	09.10.13	28.10.13	06.11.13
12	Perpetual or dated	Dated	Dated	Dated
13	Original maturity date	09.10.23	28.10.24	06.11.23
14	Issuer call subject to prior supervisory approval	Yes	Yes	Yes
15	Optional call date and redemption amount	n. a.	n. a.	n. a.
16	Subsequent call dates, if applicable	n. a.	n. a.	n. a.
Coupons/dividends				
17	Fixed or floating dividend/coupon	Fixed	Fixed	Fixed
18	Coupon rate and any related index	4.3700 %	4.4150 %	4.0000 %
19	Existence of a dividend stopper	No	No	No
20a	Fully discretionary, partially discretionary or mandatory (in terms of timing)	Mandatory	Mandatory	Mandatory
20b	Fully discretionary, partially discretionary or mandatory (in terms of amount)	Mandatory	Mandatory	Mandatory
21	Existence of a step up or other incentive to redeem	No	No	No
22	Non-cumulative or cumulative	Non-cumulative	Non-cumulative	Non-cumulative
23	Convertible or non-convertible	Non-convertible	Non-convertible	Non-convertible
24	If convertible: conversion trigger(s)	n. a.	n. a.	n. a.
25	If convertible: full or partial	n. a.	n. a.	n. a.
26	If convertible: conversion rate	n. a.	n. a.	n. a.
27	If convertible: conversion obligatory or optional	n. a.	n. a.	n. a.
28	If convertible: instrument type to be converted into	n. a.	n. a.	n. a.
29	If convertible: issuer of instrument to be converted into	n. a.	n. a.	n. a.
30	Write-down features	No	No	No
31	If write-down: write-down trigger(s)	n. a.	n. a.	n. a.
32	If write-down: full or partial	n. a.	n. a.	n. a.
33	If write-down: permanent / temporary / n.a.	n. a.	n. a.	n. a.
34	If temporary write-down: reversal mechanism	n. a.	n. a.	n. a.
35	Position in subordination hierarchy in liquidation (specify instrument type immediately senior to instrument)	Ranks behind non-subordinated liabilities (i.e. satisfied after all senior unsecured creditors)	Ranks behind non-subordinated liabilities (i.e. satisfied after all senior unsecured creditors)	Ranks behind non-subordinated liabilities (i.e. satisfied after all senior unsecured creditors)
36	Non-compliant transitioned features	No	No	No
37	If yes, specify non-compliant features	n. a.	n. a.	n. a.

¹⁾ No portions of the issue have been reclassified to a lower level.

Instrument 63	Instrument 64	Instrument 65	Instrument 66	Instrument 67
Landesbank Hessen-Thüringen Girozentrale, AöR	Landesbank Hessen-Thüringen Girozentrale, AöR	Landesbank Hessen-Thüringen Girozentrale, AöR	Landesbank Hessen-Thüringen Girozentrale, AöR	Landesbank Hessen-Thüringen Girozentrale, AöR
DE000HLBOWK8	DE000HLBOWL6	Bilateral agreement with no third-party reference	Bilateral agreement with no third-party reference	Bilateral agreement with no third-party reference
German law	German law	German law	German law	German law
Tier 2	Tier 2	Tier 2	Tier 2	Tier 2
Tier 2	Tier 2	Tier 2	Tier 2	Tier 2
Group & solo	Group & solo	Group & solo	Group & solo	Group & solo
Subordinated bond	Subordinated bond	Subordinated loan	Subordinated loan	Subordinated loan
5	5	5	1	5
5	5	5	1	5
EUR	EUR	EUR	EUR	EUR
5	5	5	1	5
1	1	1	1	1
1	1	1	1	1
Liability – amortised cost	Liability – amortised cost	Liability – amortised cost	Liability – amortised cost	Liability – amortised cost
01.11.13	01.11.13	04.11.13	05.11.13	06.11.13
Dated	Dated	Dated	Dated	Dated
01.11.23	01.11.23	04.11.33	05.11.24	06.11.23
Yes	Yes	Yes	Yes	Yes
n. a.	n. a.	n. a.	n. a.	n. a.
n. a.	n. a.	n. a.	n. a.	n. a.
Floating	Fixed	Fixed	Fixed	Fixed
1.9810 % / Euribor	4.3000 %	4.8750 %	4.4150 %	4.1900 %
No	No	No	No	No
Mandatory	Mandatory	Mandatory	Mandatory	Mandatory
Mandatory	Mandatory	Mandatory	Mandatory	Mandatory
No	No	No	No	No
Non-cumulative	Non-cumulative	Non-cumulative	Non-cumulative	Non-cumulative
Non-convertible	Non-convertible	Non-convertible	Non-convertible	Non-convertible
n. a.	n. a.	n. a.	n. a.	n. a.
n. a.	n. a.	n. a.	n. a.	n. a.
n. a.	n. a.	n. a.	n. a.	n. a.
n. a.	n. a.	n. a.	n. a.	n. a.
n. a.	n. a.	n. a.	n. a.	n. a.
n. a.	n. a.	n. a.	n. a.	n. a.
No	No	No	No	No
n. a.	n. a.	n. a.	n. a.	n. a.
n. a.	n. a.	n. a.	n. a.	n. a.
n. a.	n. a.	n. a.	n. a.	n. a.
Ranks behind non-subordinated liabilities (i.e. satisfied after all senior unsecured creditors)	Ranks behind non-subordinated liabilities (i.e. satisfied after all senior unsecured creditors)	Ranks behind non-subordinated liabilities (i.e. satisfied after all senior unsecured creditors)	Ranks behind non-subordinated liabilities (i.e. satisfied after all senior unsecured creditors)	Ranks behind non-subordinated liabilities (i.e. satisfied after all senior unsecured creditors)
No	No	No	No	No
n. a.	n. a.	n. a.	n. a.	n. a.

Key Features of the Capital Instruments		Instrument 68	Instrument 69	Instrument 70
1	Issuer	Landesbank Hessen-Thüringen Girozentrale, AöR	Landesbank Hessen-Thüringen Girozentrale, AöR	Landesbank Hessen-Thüringen Girozentrale, AöR
2	Unique identifier (e.g. CUSIP, ISIN or Bloomberg identifier for private placement)	Bilateral agreement with no third-party reference	Bilateral agreement with no third-party reference	Bilateral agreement with no third-party reference
3	Law applicable to the instrument	German law	German law	German law
Regulatory treatment				
4	CRR transitional provisions ¹⁾	Tier 2	Tier 2	Tier 2
5	Post-transitional CRR rules	Tier 2	Tier 2	Tier 2
6	Eligible at solo/group/group&solo levels	Group & solo	Group & solo	Group & solo
7	Instrument type	Subordinated loan	Subordinated loan	Subordinated loan
8	Amount eligible as regulatory own funds (in € m, as at most recent reporting date)	1	5	5
9	Par value of instrument (issue currency, in € m)	1	5	5
	Issue currency	EUR	EUR	EUR
	Par value of instrument (EUR equivalent, in € m)	1	5	5
9a	Issue price	1	1	1
9b	Redemption price	1	1	1
10	Accounting classification	Liability – amortised cost	Liability – amortised cost	Liability – amortised cost
11	Original issue date	13.11.13	28.11.13	11.12.13
12	Perpetual or dated	Dated	Dated	Dated
13	Original maturity date	13.11.23	28.11.23	11.12.23
14	Issuer call subject to prior supervisory approval	Yes	Yes	Yes
15	Optional call date and redemption amount	n. a.	n. a.	n. a.
16	Subsequent call dates, if applicable	n. a.	n. a.	n. a.
Coupons/dividends				
17	Fixed or floating dividend/coupon	Fixed	Fixed	Fixed
18	Coupon rate and any related index	4.2700 %	4.2100 %	4.2850 %
19	Existence of a dividend stopper	No	No	No
20a	Fully discretionary, partially discretionary or mandatory (in terms of timing)	Mandatory	Mandatory	Mandatory
20b	Fully discretionary, partially discretionary or mandatory (in terms of amount)	Mandatory	Mandatory	Mandatory
21	Existence of a step up or other incentive to redeem	No	No	No
22	Non-cumulative or cumulative	Non-cumulative	Non-cumulative	Non-cumulative
23	Convertible or non-convertible	Non-convertible	Non-convertible	Non-convertible
24	If convertible: conversion trigger(s)	n. a.	n. a.	n. a.
25	If convertible: full or partial	n. a.	n. a.	n. a.
26	If convertible: conversion rate	n. a.	n. a.	n. a.
27	If convertible: conversion obligatory or optional	n. a.	n. a.	n. a.
28	If convertible: instrument type to be converted into	n. a.	n. a.	n. a.
29	If convertible: issuer of instrument to be converted into	n. a.	n. a.	n. a.
30	Write-down features	No	No	No
31	If write-down: write-down trigger(s)	n. a.	n. a.	n. a.
32	If write-down: full or partial	n. a.	n. a.	n. a.
33	If write-down: permanent / temporary / n.a.	n. a.	n. a.	n. a.
34	If temporary write-down: reversal mechanism	n. a.	n. a.	n. a.
35	Position in subordination hierarchy in liquidation (specify instrument type immediately senior to instrument)	Ranks behind non-subordinated liabilities (i.e. satisfied after all senior unsecured creditors)	Ranks behind non-subordinated liabilities (i.e. satisfied after all senior unsecured creditors)	Ranks behind non-subordinated liabilities (i.e. satisfied after all senior unsecured creditors)
36	Non-compliant transitioned features	No	No	No
37	If yes, specify non-compliant features	n. a.	n. a.	n. a.

¹⁾ No portions of the issue have been reclassified to a lower level.

Instrument 71	Instrument 72	Instrument 73	Instrument 74	Instrument 75
Landesbank Hessen-Thüringen Girozentrale, AöR	Landesbank Hessen-Thüringen Girozentrale, AöR	Landesbank Hessen-Thüringen Girozentrale, AöR	Landesbank Hessen-Thüringen Girozentrale, AöR	Landesbank Hessen-Thüringen Girozentrale, AöR
Bilateral agreement with no third-party reference	Bilateral agreement with no third-party reference	Bilateral agreement with no third-party reference	Bilateral agreement with no third-party reference	Bilateral agreement with no third-party reference
German law	German law	German law	German law	German law
Tier 2	Tier 2	Tier 2	Tier 2	Tier 2
Tier 2	Tier 2	Tier 2	Tier 2	Tier 2
Group & solo	Group & solo	Group & solo	Group & solo	Group & solo
Subordinated loan	Subordinated loan	Subordinated loan	Subordinated loan	Subordinated loan
5	10	30	7	39
5	10	30	7	39
EUR	EUR	EUR	EUR	EUR
5	10	30	7	39
1	1	1	1	1
1	1	1	1	1
Liability – amortised cost	Liability – amortised cost	Liability – amortised cost	Liability – amortised cost	Liability – amortised cost
11.12.13	17.01.14	23.01.14	06.02.14	06.02.14
Dated	Dated	Dated	Dated	Dated
11.12.23	17.01.24	23.01.34	06.02.26	06.02.34
Yes	Yes	Yes	Yes	Yes
n. a.	n. a.	n. a.	n. a.	n. a.
n. a.	n. a.	n. a.	n. a.	n. a.
Fixed	Fixed	Fixed	Fixed	Fixed
4.2650 %	4.3400 %	4.6300 %	4.1000 %	4.4700 %
No	No	No	No	No
Mandatory	Mandatory	Mandatory	Mandatory	Mandatory
Mandatory	Mandatory	Mandatory	Mandatory	Mandatory
No	No	No	No	No
Non-cumulative	Non-cumulative	Non-cumulative	Non-cumulative	Non-cumulative
Non-convertible	Non-convertible	Non-convertible	Non-convertible	Non-convertible
n. a.	n. a.	n. a.	n. a.	n. a.
n. a.	n. a.	n. a.	n. a.	n. a.
n. a.	n. a.	n. a.	n. a.	n. a.
n. a.	n. a.	n. a.	n. a.	n. a.
n. a.	n. a.	n. a.	n. a.	n. a.
n. a.	n. a.	n. a.	n. a.	n. a.
No	No	No	No	No
n. a.	n. a.	n. a.	n. a.	n. a.
n. a.	n. a.	n. a.	n. a.	n. a.
n. a.	n. a.	n. a.	n. a.	n. a.
n. a.	n. a.	n. a.	n. a.	n. a.
Ranks behind non-subordinated liabilities (i.e. satisfied after all senior unsecured creditors)	Ranks behind non-subordinated liabilities (i.e. satisfied after all senior unsecured creditors)	Ranks behind non-subordinated liabilities (i.e. satisfied after all senior unsecured creditors)	Ranks behind non-subordinated liabilities (i.e. satisfied after all senior unsecured creditors)	Ranks behind non-subordinated liabilities (i.e. satisfied after all senior unsecured creditors)
No	No	No	No	No
n. a.	n. a.	n. a.	n. a.	n. a.

Key Features of the Capital Instruments		Instrument 76	Instrument 77	Instrument 78
1	Issuer	Landesbank Hessen-Thüringen Girozentrale, AöR	Landesbank Hessen-Thüringen Girozentrale, AöR	Landesbank Hessen-Thüringen Girozentrale, AöR
2	Unique identifier (e.g. CUSIP, ISIN or Bloomberg identifier for private placement)	Bilateral agreement with no third-party reference	Bilateral agreement with no third-party reference	Bilateral agreement with no third-party reference
3	Law applicable to the instrument	German law	German law	German law
Regulatory treatment				
4	CRR transitional provisions ¹⁾	Tier 2	Tier 2	Tier 2
5	Post-transitional CRR rules	Tier 2	Tier 2	Tier 2
6	Eligible at solo/group/group&solo levels	Group & solo	Group & solo	Group & solo
7	Instrument type	Subordinated loan	Subordinated loan	Subordinated loan
8	Amount eligible as regulatory own funds (in € m, as at most recent reporting date)	5	11	5
9	Par value of instrument (issue currency, in € m)	5	10	5
	Issue currency	EUR	EUR	EUR
	Par value of instrument (EUR equivalent, in € m)	5	10	5
9a	Issue price	1	1	1
9b	Redemption price	1	1	1
10	Accounting classification	Liability – amortised cost	Liability – fair value option	Liability – amortised cost
11	Original issue date	12.02.14	06.03.14	11.03.14
12	Perpetual or dated	Dated	Dated	Dated
13	Original maturity date	12.02.29	06.03.34	11.03.24
14	Issuer call subject to prior supervisory approval	Yes	Yes	Yes
15	Optional call date and redemption amount	n. a.	06.03.2024 / Nominal amount	n. a.
16	Subsequent call dates, if applicable	n. a.	n. a.	n. a.
Coupons/dividends				
17	Fixed or floating dividend/coupon	Fixed	Fixed	Fixed
18	Coupon rate and any related index	4.3400 %	4.6800 %	3.8800 %
19	Existence of a dividend stopper	No	No	No
20a	Fully discretionary, partially discretionary or mandatory (in terms of timing)	Mandatory	Mandatory	Mandatory
20b	Fully discretionary, partially discretionary or mandatory (in terms of amount)	Mandatory	Mandatory	Mandatory
21	Existence of a step up or other incentive to redeem	No	No	No
22	Non-cumulative or cumulative	Non-cumulative	Non-cumulative	Non-cumulative
23	Convertible or non-convertible	Non-convertible	Non-convertible	Non-convertible
24	If convertible: conversion trigger(s)	n. a.	n. a.	n. a.
25	If convertible: full or partial	n. a.	n. a.	n. a.
26	If convertible: conversion rate	n. a.	n. a.	n. a.
27	If convertible: conversion obligatory or optional	n. a.	n. a.	n. a.
28	If convertible: instrument type to be converted into	n. a.	n. a.	n. a.
29	If convertible: issuer of instrument to be converted into	n. a.	n. a.	n. a.
30	Write-down features	No	No	No
31	If write-down: write-down trigger(s)	n. a.	n. a.	n. a.
32	If write-down: full or partial	n. a.	n. a.	n. a.
33	If write-down: permanent / temporary / n.a.	n. a.	n. a.	n. a.
34	If temporary write-down: reversal mechanism	n. a.	n. a.	n. a.
35	Position in subordination hierarchy in liquidation (specify instrument type immediately senior to instrument)	Ranks behind non-subordinated liabilities (i.e. satisfied after all senior unsecured creditors)	Ranks behind non-subordinated liabilities (i.e. satisfied after all senior unsecured creditors)	Ranks behind non-subordinated liabilities (i.e. satisfied after all senior unsecured creditors)
36	Non-compliant transitioned features	No	No	No
37	If yes, specify non-compliant features	n. a.	n. a.	n. a.

¹⁾ No portions of the issue have been reclassified to a lower level.

Instrument 79	Instrument 80	Instrument 81	Instrument 82	Instrument 83
Landesbank Hessen-Thüringen Girozentrale, AöR	Landesbank Hessen-Thüringen Girozentrale, AöR	Landesbank Hessen-Thüringen Girozentrale, AöR	Landesbank Hessen-Thüringen Girozentrale, AöR	Landesbank Hessen-Thüringen Girozentrale, AöR
Bilateral agreement with no third-party reference	Bilateral agreement with no third-party reference	Bilateral agreement with no third-party reference	Bilateral agreement with no third-party reference	Bilateral agreement with no third-party reference
German law	German law	German law	German law	German law
Tier 2	Tier 2	Tier 2	Tier 2	Tier 2
Tier 2	Tier 2	Tier 2	Tier 2	Tier 2
Group & solo	Group & solo	Group & solo	Group & solo	Group & solo
Subordinated loan	Subordinated loan	Subordinated loan	Subordinated loan	Subordinated loan
11	20	25	10	1
10	20	25	10	1
EUR	EUR	EUR	EUR	EUR
10	20	25	10	1
1	1	1	1	1
1	1	1	1	1
Liability – fair value option	Liability – amortised cost	Liability – amortised cost	Liability – amortised cost	Liability – amortised cost
13.03.14	21.03.14	15.04.14	09.05.14	13.05.14
Dated	Dated	Dated	Dated	Dated
13.03.34	21.12.29	15.04.24	09.05.34	13.05.24
Yes	Yes	Yes	Yes	Yes
13.03.2024 / Nominal amount	n. a.	n. a.	n. a.	n. a.
n. a.	n. a.	n. a.	n. a.	n. a.
Fixed	Fixed	Fixed	Fixed	Fixed
4.7000 %	4.3000 %	3.6300 %	4.2300 %	3.6350 %
No	No	No	No	No
Mandatory	Mandatory	Mandatory	Mandatory	Mandatory
Mandatory	Mandatory	Mandatory	Mandatory	Mandatory
No	No	No	No	No
Non-cumulative	Non-cumulative	Non-cumulative	Non-cumulative	Non-cumulative
Non-convertible	Non-convertible	Non-convertible	Non-convertible	Non-convertible
n. a.	n. a.	n. a.	n. a.	n. a.
n. a.	n. a.	n. a.	n. a.	n. a.
n. a.	n. a.	n. a.	n. a.	n. a.
n. a.	n. a.	n. a.	n. a.	n. a.
n. a.	n. a.	n. a.	n. a.	n. a.
n. a.	n. a.	n. a.	n. a.	n. a.
No	No	No	No	No
n. a.	n. a.	n. a.	n. a.	n. a.
n. a.	n. a.	n. a.	n. a.	n. a.
n. a.	n. a.	n. a.	n. a.	n. a.
n. a.	n. a.	n. a.	n. a.	n. a.
Ranks behind non-subordinated liabilities (i.e. satisfied after all senior unsecured creditors)	Ranks behind non-subordinated liabilities (i.e. satisfied after all senior unsecured creditors)	Ranks behind non-subordinated liabilities (i.e. satisfied after all senior unsecured creditors)	Ranks behind non-subordinated liabilities (i.e. satisfied after all senior unsecured creditors)	Ranks behind non-subordinated liabilities (i.e. satisfied after all senior unsecured creditors)
No	No	No	No	No
n. a.	n. a.	n. a.	n. a.	n. a.

Key Features of the Capital Instruments		Instrument 84	Instrument 85	Instrument 86
1	Issuer	Landesbank Hessen-Thüringen Girozentrale, AöR	Landesbank Hessen-Thüringen Girozentrale, AöR	Landesbank Hessen-Thüringen Girozentrale, AöR
2	Unique identifier (e.g. CUSIP, ISIN or Bloomberg identifier for private placement)	DE000HLB4L07	Bilateral agreement with no third-party reference	Bilateral agreement with no third-party reference
3	Law applicable to the instrument	German law	German law	German law
Regulatory treatment				
4	CRR transitional provisions ¹⁾	Tier 2	Tier 2	Tier 2
5	Post-transitional CRR rules	Tier 2	Tier 2	Tier 2
6	Eligible at solo/group/group&solo levels	Group & solo	Group & solo	Group & solo
7	Instrument type	Subordinated bond	Subordinated loan	Subordinated loan
8	Amount eligible as regulatory own funds (in € m, as at most recent reporting date)	20	8	25
9	Par value of instrument (issue currency, in € m)	20	8	25
	Issue currency	EUR	EUR	EUR
	Par value of instrument (EUR equivalent, in € m)	20	8	25
9a	Issue price	1	1	1
9b	Redemption price	1	1	1
10	Accounting classification	Liability – amortised cost	Liability – amortised cost	Liability – amortised cost
11	Original issue date	23.05.14	03.06.14	05.06.14
12	Perpetual or dated	Dated	Dated	Dated
13	Original maturity date	23.05.24	03.06.24	05.06.24
14	Issuer call subject to prior supervisory approval	Yes	Yes	Yes
15	Optional call date and redemption amount	n. a.	n. a.	n. a.
16	Subsequent call dates, if applicable	n. a.	n. a.	n. a.
Coupons/dividends				
17	Fixed or floating dividend/coupon	Floating	Fixed	Fixed
18	Coupon rate and any related index	1.6300 % / Euribor	3.3100 %	3.3500 %
19	Existence of a dividend stopper	No	No	No
20a	Fully discretionary, partially discretionary or mandatory (in terms of timing)	Mandatory	Mandatory	Mandatory
20b	Fully discretionary, partially discretionary or mandatory (in terms of amount)	Mandatory	Mandatory	Mandatory
21	Existence of a step up or other incentive to redeem	No	No	No
22	Non-cumulative or cumulative	Non-cumulative	Non-cumulative	Non-cumulative
23	Convertible or non-convertible	Non-convertible	Non-convertible	Non-convertible
24	If convertible: conversion trigger(s)	n. a.	n. a.	n. a.
25	If convertible: full or partial	n. a.	n. a.	n. a.
26	If convertible: conversion rate	n. a.	n. a.	n. a.
27	If convertible: conversion obligatory or optional	n. a.	n. a.	n. a.
28	If convertible: instrument type to be converted into	n. a.	n. a.	n. a.
29	If convertible: issuer of instrument to be converted into	n. a.	n. a.	n. a.
30	Write-down features	No	No	No
31	If write-down: write-down trigger(s)	n. a.	n. a.	n. a.
32	If write-down: full or partial	n. a.	n. a.	n. a.
33	If write-down: permanent / temporary / n.a.	n. a.	n. a.	n. a.
34	If temporary write-down: reversal mechanism	n. a.	n. a.	n. a.
35	Position in subordination hierarchy in liquidation (specify instrument type immediately senior to instrument)	Ranks behind non-subordinated liabilities (i.e. satisfied after all senior unsecured creditors)	Ranks behind non-subordinated liabilities (i.e. satisfied after all senior unsecured creditors)	Ranks behind non-subordinated liabilities (i.e. satisfied after all senior unsecured creditors)
36	Non-compliant transitioned features	No	No	No
37	If yes, specify non-compliant features	n. a.	n. a.	n. a.

¹⁾ No portions of the issue have been reclassified to a lower level.

Instrument 87	Instrument 88	Instrument 89	Instrument 90	Instrument 91
Landesbank Hessen-Thüringen Girozentrale, AöR	Landesbank Hessen-Thüringen Girozentrale, AöR	Landesbank Hessen-Thüringen Girozentrale, AöR	Landesbank Hessen-Thüringen Girozentrale, AöR	Landesbank Hessen-Thüringen Girozentrale, AöR
DE000HLB4L15	Bilateral agreement with no third-party reference	Bilateral agreement with no third-party reference	Bilateral agreement with no third-party reference	Bilateral agreement with no third-party reference
German law	German law	German law	German law	German law
Tier 2	Tier 2	Tier 2	Tier 2	Tier 2
Tier 2	Tier 2	Tier 2	Tier 2	Tier 2
Group & solo	Group & solo	Group & solo	Group & solo	Group & solo
Subordinated bond	Subordinated loan	Subordinated loan	Subordinated loan	Subordinated loan
10	3	19	30	3
10	3	20	30	3
EUR	EUR	EUR	EUR	EUR
10	3	20	30	3
1.0004	1	1	1	1
1	1	1	1	1
Liability – amortised cost	Liability – amortised cost	Liability – fair value option	Liability – amortised cost	Liability – amortised cost
10.06.14	12.06.14	01.08.14	25.08.14	26.08.14
Dated	Dated	Dated	Dated	Dated
10.06.24	12.06.34	01.08.24	01.07.25	26.08.24
Yes	Yes	Yes	Yes	Yes
n. a.	n. a.	n. a.	n. a.	n. a.
n. a.	n. a.	n. a.	n. a.	n. a.
Fixed	Fixed	Floating	Fixed	Fixed
3.3000 %	4.0100 %	1.8327 % / EUR Swap interest rate	3.0000 %	2.9050 %
No	No	No	No	No
Mandatory	Mandatory	Mandatory	Mandatory	Mandatory
Mandatory	Mandatory	Mandatory	Mandatory	Mandatory
No	No	No	No	No
Non-cumulative	Non-cumulative	Non-cumulative	Non-cumulative	Non-cumulative
Non-convertible	Non-convertible	Non-convertible	Non-convertible	Non-convertible
n. a.	n. a.	n. a.	n. a.	n. a.
n. a.	n. a.	n. a.	n. a.	n. a.
n. a.	n. a.	n. a.	n. a.	n. a.
n. a.	n. a.	n. a.	n. a.	n. a.
n. a.	n. a.	n. a.	n. a.	n. a.
n. a.	n. a.	n. a.	n. a.	n. a.
No	No	No	No	No
n. a.	n. a.	n. a.	n. a.	n. a.
n. a.	n. a.	n. a.	n. a.	n. a.
n. a.	n. a.	n. a.	n. a.	n. a.
Ranks behind non-subordinated liabilities (i.e. satisfied after all senior unsecured creditors)	Ranks behind non-subordinated liabilities (i.e. satisfied after all senior unsecured creditors)	Ranks behind non-subordinated liabilities (i.e. satisfied after all senior unsecured creditors)	Ranks behind non-subordinated liabilities (i.e. satisfied after all senior unsecured creditors)	Ranks behind non-subordinated liabilities (i.e. satisfied after all senior unsecured creditors)
No	No	No	No	No
n. a.	n. a.	n. a.	n. a.	n. a.

Key Features of the Capital Instruments		Instrument 92	Instrument 93	Instrument 94
1	Issuer	Landesbank Hessen-Thüringen Girozentrale, AöR	Landesbank Hessen-Thüringen Girozentrale, AöR	Landesbank Hessen-Thüringen Girozentrale, AöR
2	Unique identifier (e.g. CUSIP, ISIN or Bloomberg identifier for private placement)	Bilateral agreement with no third-party reference	Bilateral agreement with no third-party reference	Bilateral agreement with no third-party reference
3	Law applicable to the instrument	German law	German law	German law
Regulatory treatment				
4	CRR transitional provisions ¹⁾	Tier 2	Tier 2	Tier 2
5	Post-transitional CRR rules	Tier 2	Tier 2	Tier 2
6	Eligible at solo/group/group&solo levels	Group & solo	Group & solo	Group & solo
7	Instrument type	Subordinated loan	Subordinated loan	Subordinated loan
8	Amount eligible as regulatory own funds (in € m, as at most recent reporting date)	5	30	5
9	Par value of instrument (issue currency, in € m)	5	30	5
	Issue currency	EUR	EUR	EUR
	Par value of instrument (EUR equivalent, in € m)	5	30	5
9a	Issue price	1	1	1
9b	Redemption price	1	1	1
10	Accounting classification	Liability – amortised cost	Liability – amortised cost	Liability – amortised cost
11	Original issue date	27.08.14	03.09.14	10.09.14
12	Perpetual or dated	Dated	Dated	Dated
13	Original maturity date	27.08.29	03.09.29	10.09.26
14	Issuer call subject to prior supervisory approval	Yes	Yes	Yes
15	Optional call date and redemption amount	n. a.	n. a.	n. a.
16	Subsequent call dates, if applicable	n. a.	n. a.	n. a.
Coupons/dividends				
17	Fixed or floating dividend/coupon	Fixed	Fixed	Fixed
18	Coupon rate and any related index	3.2650 %	3.1500 %	3.0300 %
19	Existence of a dividend stopper	No	No	No
20a	Fully discretionary, partially discretionary or mandatory (in terms of timing)	Mandatory	Mandatory	Mandatory
20b	Fully discretionary, partially discretionary or mandatory (in terms of amount)	Mandatory	Mandatory	Mandatory
21	Existence of a step up or other incentive to redeem	No	No	No
22	Non-cumulative or cumulative	Non-cumulative	Non-cumulative	Non-cumulative
23	Convertible or non-convertible	Non-convertible	Non-convertible	Non-convertible
24	If convertible: conversion trigger(s)	n. a.	n. a.	n. a.
25	If convertible: full or partial	n. a.	n. a.	n. a.
26	If convertible: conversion rate	n. a.	n. a.	n. a.
27	If convertible: conversion obligatory or optional	n. a.	n. a.	n. a.
28	If convertible: instrument type to be converted into	n. a.	n. a.	n. a.
29	If convertible: issuer of instrument to be converted into	n. a.	n. a.	n. a.
30	Write-down features	No	No	No
31	If write-down: write-down trigger(s)	n. a.	n. a.	n. a.
32	If write-down: full or partial	n. a.	n. a.	n. a.
33	If write-down: permanent / temporary / n.a.	n. a.	n. a.	n. a.
34	If temporary write-down: reversal mechanism	n. a.	n. a.	n. a.
35	Position in subordination hierarchy in liquidation (specify instrument type immediately senior to instrument)	Ranks behind non-subordinated liabilities (i.e. satisfied after all senior unsecured creditors)	Ranks behind non-subordinated liabilities (i.e. satisfied after all senior unsecured creditors)	Ranks behind non-subordinated liabilities (i.e. satisfied after all senior unsecured creditors)
36	Non-compliant transitioned features	No	No	No
37	If yes, specify non-compliant features	n. a.	n. a.	n. a.

¹⁾ No portions of the issue have been reclassified to a lower level.

Instrument 95	Instrument 96	Instrument 97	Instrument 98	Instrument 99
Landesbank Hessen-Thüringen Girozentrale, AöR	Landesbank Hessen-Thüringen Girozentrale, AöR	Landesbank Hessen-Thüringen Girozentrale, AöR	Landesbank Hessen-Thüringen Girozentrale, AöR	Landesbank Hessen-Thüringen Girozentrale, AöR
Bilateral agreement with no third-party reference	Bilateral agreement with no third-party reference	Bilateral agreement with no third-party reference	Bilateral agreement with no third-party reference	Bilateral agreement with no third-party reference
German law	German law	German law	German law	German law
Tier 2	Tier 2	Tier 2	Tier 2	Tier 2
Tier 2	Tier 2	Tier 2	Tier 2	Tier 2
Group & solo	Group & solo	Group & solo	Group & solo	Group & solo
Subordinated loan	Subordinated loan	Subordinated loan	Subordinated loan	Subordinated loan
15	20	5	2	5
15	20	5	2	5
EUR	EUR	EUR	EUR	EUR
15	20	5	2	5
1	1	1	1	1
1	1	1	1	1
Liability – amortised cost	Liability – amortised cost	Liability – amortised cost	Liability – amortised cost	Liability – amortised cost
19.09.14	02.10.14	02.10.14	29.10.14	11.11.14
Dated	Dated	Dated	Dated	Dated
19.09.33	02.10.34	02.10.24	29.10.24	11.11.24
Yes	Yes	Yes	Yes	Yes
n. a.	n. a.	n. a.	n. a.	n. a.
n. a.	n. a.	n. a.	n. a.	n. a.
Fixed	Fixed	Fixed	Fixed	Fixed
3.5600 %	3.4550 %	2.8100 %	2.7000 %	2.7150 %
No	No	No	No	No
Mandatory	Mandatory	Mandatory	Mandatory	Mandatory
Mandatory	Mandatory	Mandatory	Mandatory	Mandatory
No	No	No	No	No
Non-cumulative	Non-cumulative	Non-cumulative	Non-cumulative	Non-cumulative
Non-convertible	Non-convertible	Non-convertible	Non-convertible	Non-convertible
n. a.	n. a.	n. a.	n. a.	n. a.
n. a.	n. a.	n. a.	n. a.	n. a.
n. a.	n. a.	n. a.	n. a.	n. a.
n. a.	n. a.	n. a.	n. a.	n. a.
n. a.	n. a.	n. a.	n. a.	n. a.
n. a.	n. a.	n. a.	n. a.	n. a.
No	No	No	No	No
n. a.	n. a.	n. a.	n. a.	n. a.
n. a.	n. a.	n. a.	n. a.	n. a.
n. a.	n. a.	n. a.	n. a.	n. a.
n. a.	n. a.	n. a.	n. a.	n. a.
Ranks behind non-subordinated liabilities (i.e. satisfied after all senior unsecured creditors)	Ranks behind non-subordinated liabilities (i.e. satisfied after all senior unsecured creditors)	Ranks behind non-subordinated liabilities (i.e. satisfied after all senior unsecured creditors)	Ranks behind non-subordinated liabilities (i.e. satisfied after all senior unsecured creditors)	Ranks behind non-subordinated liabilities (i.e. satisfied after all senior unsecured creditors)
No	No	No	No	No
n. a.	n. a.	n. a.	n. a.	n. a.

Key Features of the Capital Instruments		Instrument 100	Instrument 101	Instrument 102
1	Issuer	Landesbank Hessen-Thüringen Girozentrale, AöR	Landesbank Hessen-Thüringen Girozentrale, AöR	Landesbank Hessen-Thüringen Girozentrale, AöR
2	Unique identifier (e.g. CUSIP, ISIN or Bloomberg identifier for private placement)	DE000HLB1V32	DE000HLB1KN5	Bilateral agreement with no third-party reference
3	Law applicable to the instrument	German law	German law	German law
Regulatory treatment				
4	CRR transitional provisions ¹⁾	Tier 2	Tier 2	Tier 2
5	Post-transitional CRR rules	Tier 2	Tier 2	Tier 2
6	Eligible at solo/group/group&solo levels	Group & solo	Group & solo	Group & solo
7	Instrument type	Subordinated bond	Subordinated bond	Subordinated loan
8	Amount eligible as regulatory own funds (in € m, as at most recent reporting date)	50	97	3
9	Par value of instrument (issue currency, in € m)	50	100	3
	Issue currency	EUR	EUR	EUR
	Par value of instrument (EUR equivalent, in € m)	50	100	3
9a	Issue price	1	0.979749092	1
9b	Redemption price	1	1	1
10	Accounting classification	Liability – amortised cost	Liability – amortised cost	Liability – amortised cost
11	Original issue date	18.11.14	19.11.14	12.12.14
12	Perpetual or dated	Dated	Dated	Dated
13	Original maturity date	18.11.24	19.11.24	12.06.25
14	Issuer call subject to prior supervisory approval	Yes	Yes	Yes
15	Optional call date and redemption amount	n. a.	n. a.	n. a.
16	Subsequent call dates, if applicable	n. a.	n. a.	n. a.
Coupons/dividends				
17	Fixed or floating dividend/coupon	Fixed	Fixed	Fixed
18	Coupon rate and any related index	2.6900 %	2.5000 %	2.6200 %
19	Existence of a dividend stopper	No	No	No
20a	Fully discretionary, partially discretionary or mandatory (in terms of timing)	Mandatory	Mandatory	Mandatory
20b	Fully discretionary, partially discretionary or mandatory (in terms of amount)	Mandatory	Mandatory	Mandatory
21	Existence of a step up or other incentive to redeem	No	No	No
22	Non-cumulative or cumulative	Non-cumulative	Non-cumulative	Non-cumulative
23	Convertible or non-convertible	Non-convertible	Non-convertible	Non-convertible
24	If convertible: conversion trigger(s)	n. a.	n. a.	n. a.
25	If convertible: full or partial	n. a.	n. a.	n. a.
26	If convertible: conversion rate	n. a.	n. a.	n. a.
27	If convertible: conversion obligatory or optional	n. a.	n. a.	n. a.
28	If convertible: instrument type to be converted into	n. a.	n. a.	n. a.
29	If convertible: issuer of instrument to be converted into	n. a.	n. a.	n. a.
30	Write-down features	No	No	No
31	If write-down: write-down trigger(s)	n. a.	n. a.	n. a.
32	If write-down: full or partial	n. a.	n. a.	n. a.
33	If write-down: permanent / temporary / n.a.	n. a.	n. a.	n. a.
34	If temporary write-down: reversal mechanism	n. a.	n. a.	n. a.
35	Position in subordination hierarchy in liquidation (specify instrument type immediately senior to instrument)	Ranks behind non-subordinated liabilities (i.e. satisfied after all senior unsecured creditors)	Ranks behind non-subordinated liabilities (i.e. satisfied after all senior unsecured creditors)	Ranks behind non-subordinated liabilities (i.e. satisfied after all senior unsecured creditors)
36	Non-compliant transitioned features	No	No	No
37	If yes, specify non-compliant features	n. a.	n. a.	n. a.

¹⁾ No portions of the issue have been reclassified to a lower level.

Instrument 103	Instrument 104	Instrument 105	Instrument 106	Instrument 107
Landesbank Hessen-Thüringen Girozentrale, AöR	Landesbank Hessen-Thüringen Girozentrale, AöR	Landesbank Hessen-Thüringen Girozentrale, AöR	Landesbank Hessen-Thüringen Girozentrale, AöR	Landesbank Hessen-Thüringen Girozentrale, AöR
Bilateral agreement with no third-party reference	DE000HLB12L7	Bilateral agreement with no third-party reference	Bilateral agreement with no third-party reference	Bilateral agreement with no third-party reference
German law	German law	German law	German law	German law
Tier 2	Tier 2	Tier 2	Tier 2	Tier 2
Tier 2	Tier 2	Tier 2	Tier 2	Tier 2
Group & solo	Group & solo	Group & solo	Group & solo	Group & solo
Subordinated loan	Subordinated bond	Subordinated loan	Subordinated loan	Subordinated loan
5	15	5	3	5
5	15	5	3	5
EUR	EUR	EUR	EUR	EUR
5	15	5	3	5
1	1	1	1	1
1	1	1	1	1
Liability – amortised cost	Liability – amortised cost	Liability – amortised cost	Liability – amortised cost	Liability – amortised cost
30.01.15	03.02.15	24.02.15	10.03.15	30.03.15
Dated	Dated	Dated	Dated	Dated
30.01.25	03.02.25	24.02.25	10.03.25	30.03.27
Yes	Yes	Yes	Yes	Yes
n. a.	n. a.	n. a.	n. a.	n. a.
n. a.	n. a.	n. a.	n. a.	n. a.
Fixed	Fixed	Fixed	Fixed	Fixed
2.3700 %	2.3700 %	2.3750 %	2.3700 %	2.3100 %
No	No	No	No	No
Mandatory	Mandatory	Mandatory	Mandatory	Mandatory
Mandatory	Mandatory	Mandatory	Mandatory	Mandatory
No	No	No	No	No
Non-cumulative	Non-cumulative	Non-cumulative	Non-cumulative	Non-cumulative
Non-convertible	Non-convertible	Non-convertible	Non-convertible	Non-convertible
n. a.	n. a.	n. a.	n. a.	n. a.
n. a.	n. a.	n. a.	n. a.	n. a.
n. a.	n. a.	n. a.	n. a.	n. a.
n. a.	n. a.	n. a.	n. a.	n. a.
n. a.	n. a.	n. a.	n. a.	n. a.
n. a.	n. a.	n. a.	n. a.	n. a.
No	No	No	No	No
n. a.	n. a.	n. a.	n. a.	n. a.
n. a.	n. a.	n. a.	n. a.	n. a.
n. a.	n. a.	n. a.	n. a.	n. a.
n. a.	n. a.	n. a.	n. a.	n. a.
Ranks behind non-subordinated liabilities (i.e. satisfied after all senior unsecured creditors)	Ranks behind non-subordinated liabilities (i.e. satisfied after all senior unsecured creditors)	Ranks behind non-subordinated liabilities (i.e. satisfied after all senior unsecured creditors)	Ranks behind non-subordinated liabilities (i.e. satisfied after all senior unsecured creditors)	Ranks behind non-subordinated liabilities (i.e. satisfied after all senior unsecured creditors)
No	No	No	No	No
n. a.	n. a.	n. a.	n. a.	n. a.

Key Features of the Capital Instruments		Instrument 108	Instrument 109	Instrument 110
1	Issuer	Landesbank Hessen-Thüringen Girozentrale, AöR	Landesbank Hessen-Thüringen Girozentrale, AöR	Landesbank Hessen-Thüringen Girozentrale, AöR
2	Unique identifier (e.g. CUSIP, ISIN or Bloomberg identifier for private placement)	Bilateral agreement with no third-party reference	Bilateral agreement with no third-party reference	Bilateral agreement with no third-party reference
3	Law applicable to the instrument	German law	German law	German law
Regulatory treatment				
4	CRR transitional provisions ¹⁾	Tier 2	Tier 2	Tier 2
5	Post-transitional CRR rules	Tier 2	Tier 2	Tier 2
6	Eligible at solo/group/group&solo levels	Group & solo	Group & solo	Group & solo
7	Instrument type	Subordinated loan	Subordinated loan	Subordinated loan
8	Amount eligible as regulatory own funds (in € m, as at most recent reporting date)	5	20	5
9	Par value of instrument (issue currency, in € m)	5	20	5
	Issue currency	EUR	EUR	EUR
	Par value of instrument (EUR equivalent, in € m)	5	20	5
9a	Issue price	1	1	1
9b	Redemption price	1	1	1
10	Accounting classification	Liability – amortised cost	Liability – amortised cost	Liability – amortised cost
11	Original issue date	01.04.15	10.04.15	14.04.15
12	Perpetual or dated	Dated	Dated	Dated
13	Original maturity date	01.04.30	10.04.25	14.04.26
14	Issuer call subject to prior supervisory approval	Yes	Yes	Yes
15	Optional call date and redemption amount	n. a.	n. a.	n. a.
16	Subsequent call dates, if applicable	n. a.	n. a.	n. a.
Coupons/dividends				
17	Fixed or floating dividend/coupon	Fixed	Fixed	Fixed
18	Coupon rate and any related index	2.4000 %	2.2050 %	2.2200 %
19	Existence of a dividend stopper	No	No	No
20a	Fully discretionary, partially discretionary or mandatory (in terms of timing)	Mandatory	Mandatory	Mandatory
20b	Fully discretionary, partially discretionary or mandatory (in terms of amount)	Mandatory	Mandatory	Mandatory
21	Existence of a step up or other incentive to redeem	No	No	No
22	Non-cumulative or cumulative	Non-cumulative	Non-cumulative	Non-cumulative
23	Convertible or non-convertible	Non-convertible	Non-convertible	Non-convertible
24	If convertible: conversion trigger(s)	n. a.	n. a.	n. a.
25	If convertible: full or partial	n. a.	n. a.	n. a.
26	If convertible: conversion rate	n. a.	n. a.	n. a.
27	If convertible: conversion obligatory or optional	n. a.	n. a.	n. a.
28	If convertible: instrument type to be converted into	n. a.	n. a.	n. a.
29	If convertible: issuer of instrument to be converted into	n. a.	n. a.	n. a.
30	Write-down features	No	No	No
31	If write-down: write-down trigger(s)	n. a.	n. a.	n. a.
32	If write-down: full or partial	n. a.	n. a.	n. a.
33	If write-down: permanent / temporary / n.a.	n. a.	n. a.	n. a.
34	If temporary write-down: reversal mechanism	n. a.	n. a.	n. a.
35	Position in subordination hierarchy in liquidation (specify instrument type immediately senior to instrument)	Ranks behind non-subordinated liabilities (i.e. satisfied after all senior unsecured creditors)	Ranks behind non-subordinated liabilities (i.e. satisfied after all senior unsecured creditors)	Ranks behind non-subordinated liabilities (i.e. satisfied after all senior unsecured creditors)
36	Non-compliant transitioned features	No	No	No
37	If yes, specify non-compliant features	n. a.	n. a.	n. a.

¹⁾ No portions of the issue have been reclassified to a lower level.

Instrument 111	Instrument 112	Instrument 113	Instrument 114	Instrument 115
Landesbank Hessen-Thüringen Girozentrale, AöR	Landesbank Hessen-Thüringen Girozentrale, AöR	Landesbank Hessen-Thüringen Girozentrale, AöR	Landesbank Hessen-Thüringen Girozentrale, AöR	Landesbank Hessen-Thüringen Girozentrale, AöR
Bilateral agreement with no third-party reference	Bilateral agreement with no third-party reference	DE000HLB09P4	DE000HLB13N1	Bilateral agreement with no third-party reference
German law	German law	German law	German law	German law
Tier 2	Tier 2	Tier 2	Tier 2	Tier 2
Tier 2	Tier 2	Tier 2	Tier 2	Tier 2
Group & solo	Group & solo	Group & solo	Group & solo	Group & solo
Subordinated loan	Subordinated loan	Subordinated bond	Subordinated bond	Subordinated loan
14	10	10	44	5
14	10	10	45	5
EUR	EUR	EUR	EUR	EUR
14	10	10	45	5
1	1	0.9953	0.98	1
1	1	1	1	1
Liability – amortised cost	Liability – amortised cost	Liability – amortised cost	Liability – amortised cost	Liability – amortised cost
15.04.15	21.05.15	16.06.15	24.06.15	30.06.15
Dated	Dated	Dated	Dated	Dated
15.04.25	21.05.35	16.06.25	24.06.25	30.06.25
Yes	Yes	Yes	Yes	Yes
n. a.	n. a.	n. a.	n. a.	n. a.
n. a.	n. a.	n. a.	n. a.	n. a.
Fixed	Fixed	Fixed	Fixed	Fixed
2.1950 %	3.0000 %	2.7500 %	2.0000 %	2.8600 %
No	No	No	No	No
Mandatory	Mandatory	Mandatory	Mandatory	Mandatory
Mandatory	Mandatory	Mandatory	Mandatory	Mandatory
No	No	No	No	No
Non-cumulative	Non-cumulative	Non-cumulative	Non-cumulative	Non-cumulative
Non-convertible	Non-convertible	Non-convertible	Non-convertible	Non-convertible
n. a.	n. a.	n. a.	n. a.	n. a.
n. a.	n. a.	n. a.	n. a.	n. a.
n. a.	n. a.	n. a.	n. a.	n. a.
n. a.	n. a.	n. a.	n. a.	n. a.
n. a.	n. a.	n. a.	n. a.	n. a.
n. a.	n. a.	n. a.	n. a.	n. a.
No	No	No	No	No
n. a.	n. a.	n. a.	n. a.	n. a.
n. a.	n. a.	n. a.	n. a.	n. a.
n. a.	n. a.	n. a.	n. a.	n. a.
Ranks behind non-subordinated liabilities (i.e. satisfied after all senior unsecured creditors)	Ranks behind non-subordinated liabilities (i.e. satisfied after all senior unsecured creditors)	Ranks behind non-subordinated liabilities (i.e. satisfied after all senior unsecured creditors)	Ranks behind non-subordinated liabilities (i.e. satisfied after all senior unsecured creditors)	Ranks behind non-subordinated liabilities (i.e. satisfied after all senior unsecured creditors)
No	No	No	No	No
n. a.	n. a.	n. a.	n. a.	n. a.

Key Features of the Capital Instruments		Instrument 116	Instrument 117	Instrument 118
1	Issuer	Landesbank Hessen-Thüringen Girozentrale, AöR	Landesbank Hessen-Thüringen Girozentrale, AöR	Landesbank Hessen-Thüringen Girozentrale, AöR
2	Unique identifier (e.g. CUSIP, ISIN or Bloomberg identifier for private placement)	Bilateral agreement with no third-party reference	Bilateral agreement with no third-party reference	Bilateral agreement with no third-party reference
3	Law applicable to the instrument	German law	German law	German law
Regulatory treatment				
4	CRR transitional provisions ¹⁾	Tier 2	Tier 2	Tier 2
5	Post-transitional CRR rules	Tier 2	Tier 2	Tier 2
6	Eligible at solo/group/group&solo levels	Group & solo	Group & solo	Group & solo
7	Instrument type	Subordinated loan	Subordinated loan	Subordinated loan
8	Amount eligible as regulatory own funds (in € m, as at most recent reporting date)	47	5	12
9	Par value of instrument (issue currency, in € m)	47	5	12
	Issue currency	EUR	EUR	EUR
	Par value of instrument (EUR equivalent, in € m)	47	5	12
9a	Issue price	1	1	1
9b	Redemption price	1	1	1
10	Accounting classification	Liability – amortised cost	Liability – amortised cost	Liability – amortised cost
11	Original issue date	14.07.15	14.07.15	14.07.15
12	Perpetual or dated	Dated	Dated	Dated
13	Original maturity date	14.07.25	14.07.31	14.07.25
14	Issuer call subject to prior supervisory approval	Yes	Yes	Yes
15	Optional call date and redemption amount	n. a.	n. a.	n. a.
16	Subsequent call dates, if applicable	n. a.	n. a.	n. a.
Coupons/dividends				
17	Fixed or floating dividend/coupon	Fixed	Fixed	Fixed
18	Coupon rate and any related index	3.0650 %	3.5000 %	3.1800 %
19	Existence of a dividend stopper	No	No	No
20a	Fully discretionary, partially discretionary or mandatory (in terms of timing)	Mandatory	Mandatory	Mandatory
20b	Fully discretionary, partially discretionary or mandatory (in terms of amount)	Mandatory	Mandatory	Mandatory
21	Existence of a step up or other incentive to redeem	No	No	No
22	Non-cumulative or cumulative	Non-cumulative	Non-cumulative	Non-cumulative
23	Convertible or non-convertible	Non-convertible	Non-convertible	Non-convertible
24	If convertible: conversion trigger(s)	n. a.	n. a.	n. a.
25	If convertible: full or partial	n. a.	n. a.	n. a.
26	If convertible: conversion rate	n. a.	n. a.	n. a.
27	If convertible: conversion obligatory or optional	n. a.	n. a.	n. a.
28	If convertible: instrument type to be converted into	n. a.	n. a.	n. a.
29	If convertible: issuer of instrument to be converted into	n. a.	n. a.	n. a.
30	Write-down features	No	No	No
31	If write-down: write-down trigger(s)	n. a.	n. a.	n. a.
32	If write-down: full or partial	n. a.	n. a.	n. a.
33	If write-down: permanent / temporary / n.a.	n. a.	n. a.	n. a.
34	If temporary write-down: reversal mechanism	n. a.	n. a.	n. a.
35	Position in subordination hierarchy in liquidation (specify instrument type immediately senior to instrument)	Ranks behind non-subordinated liabilities (i.e. satisfied after all senior unsecured creditors)	Ranks behind non-subordinated liabilities (i.e. satisfied after all senior unsecured creditors)	Ranks behind non-subordinated liabilities (i.e. satisfied after all senior unsecured creditors)
36	Non-compliant transitioned features	No	No	No
37	If yes, specify non-compliant features	n. a.	n. a.	n. a.

¹⁾ No portions of the issue have been reclassified to a lower level.

Instrument 119	Instrument 120	Instrument 121	Instrument 122	Instrument 123
Landesbank Hessen-Thüringen Girozentrale, AöR	Landesbank Hessen-Thüringen Girozentrale, AöR	Landesbank Hessen-Thüringen Girozentrale, AöR	Landesbank Hessen-Thüringen Girozentrale, AöR	Landesbank Hessen-Thüringen Girozentrale, AöR
Bilateral agreement with no third-party reference	Bilateral agreement with no third-party reference	Bilateral agreement with no third-party reference	Bilateral agreement with no third-party reference	DE000HLB0908
German law	German law	German law	German law	German law
Tier 2	Tier 2	Tier 2	Tier 2	Tier 2
Tier 2	Tier 2	Tier 2	Tier 2	Tier 2
Group & solo	Group & solo	Group & solo	Group & solo	Group & solo
Subordinated loan	Subordinated loan	Subordinated loan	Subordinated loan	Subordinated bond
10	5	2	3	5
10	5	2	3	6
EUR	EUR	EUR	EUR	EUR
10	5	2	3	6
1	1	1	1	0.99915
1	1	1	1	1
Liability – amortised cost	Liability – amortised cost	Liability – amortised cost	Liability – amortised cost	Liability – amortised cost
15.07.15	15.07.15	15.07.15	16.07.15	21.07.15
Dated	Dated	Dated	Dated	Dated
15.07.30	14.07.28	15.07.26	16.07.25	21.07.25
Yes	Yes	Yes	Yes	Yes
n. a.	n. a.	n. a.	n. a.	n. a.
n. a.	n. a.	n. a.	n. a.	n. a.
Fixed	Fixed	Fixed	Fixed	Fixed
3.4500 %	3.5500 %	3.3700 %	3.2000 %	3.2000 %
No	No	No	No	No
Mandatory	Mandatory	Mandatory	Mandatory	Mandatory
Mandatory	Mandatory	Mandatory	Mandatory	Mandatory
No	No	No	No	No
Non-cumulative	Non-cumulative	Non-cumulative	Non-cumulative	Non-cumulative
Non-convertible	Non-convertible	Non-convertible	Non-convertible	Non-convertible
n. a.	n. a.	n. a.	n. a.	n. a.
n. a.	n. a.	n. a.	n. a.	n. a.
n. a.	n. a.	n. a.	n. a.	n. a.
n. a.	n. a.	n. a.	n. a.	n. a.
n. a.	n. a.	n. a.	n. a.	n. a.
n. a.	n. a.	n. a.	n. a.	n. a.
No	No	No	No	No
n. a.	n. a.	n. a.	n. a.	n. a.
n. a.	n. a.	n. a.	n. a.	n. a.
n. a.	n. a.	n. a.	n. a.	n. a.
n. a.	n. a.	n. a.	n. a.	n. a.
Ranks behind non-subordinated liabilities (i.e. satisfied after all senior unsecured creditors)	Ranks behind non-subordinated liabilities (i.e. satisfied after all senior unsecured creditors)	Ranks behind non-subordinated liabilities (i.e. satisfied after all senior unsecured creditors)	Ranks behind non-subordinated liabilities (i.e. satisfied after all senior unsecured creditors)	Ranks behind non-subordinated liabilities (i.e. satisfied after all senior unsecured creditors)
No	No	No	No	No
n. a.	n. a.	n. a.	n. a.	n. a.

Key Features of the Capital Instruments		Instrument 124	Instrument 125	Instrument 126
1	Issuer	Landesbank Hessen-Thüringen Girozentrale, AöR	Landesbank Hessen-Thüringen Girozentrale, AöR	Landesbank Hessen-Thüringen Girozentrale, AöR
2	Unique identifier (e.g. CUSIP, ISIN or Bloomberg identifier for private placement)	Bilateral agreement with no third-party reference	Bilateral agreement with no third-party reference	Bilateral agreement with no third-party reference
3	Law applicable to the instrument	German law	German law	German law
Regulatory treatment				
4	CRR transitional provisions ¹⁾	Tier 2	Tier 2	Tier 2
5	Post-transitional CRR rules	Tier 2	Tier 2	Tier 2
6	Eligible at solo/group/group&solo levels	Group & solo	Group & solo	Group & solo
7	Instrument type	Subordinated loan	Subordinated loan	Subordinated loan
8	Amount eligible as regulatory own funds (in € m, as at most recent reporting date)	10	12	10
9	Par value of instrument (issue currency, in € m)	10	13	10
	Issue currency	EUR	EUR	EUR
	Par value of instrument (EUR equivalent, in € m)	10	13	10
9a	Issue price	1	0.9999	1
9b	Redemption price	1	1	1
10	Accounting classification	Liability – amortised cost	Liability – amortised cost	Liability – amortised cost
11	Original issue date	21.07.15	24.07.15	24.07.15
12	Perpetual or dated	Dated	Dated	Dated
13	Original maturity date	21.07.25	24.07.25	24.07.25
14	Issuer call subject to prior supervisory approval	Yes	Yes	Yes
15	Optional call date and redemption amount	n. a.	n. a.	n. a.
16	Subsequent call dates, if applicable	n. a.	n. a.	n. a.
Coupons/dividends				
17	Fixed or floating dividend/coupon	Fixed	Fixed	Fixed
18	Coupon rate and any related index	3.1200 %	3.0900 %	3.0850 %
19	Existence of a dividend stopper	No	No	No
20a	Fully discretionary, partially discretionary or mandatory (in terms of timing)	Mandatory	Mandatory	Mandatory
20b	Fully discretionary, partially discretionary or mandatory (in terms of amount)	Mandatory	Mandatory	Mandatory
21	Existence of a step up or other incentive to redeem	No	No	No
22	Non-cumulative or cumulative	Non-cumulative	Non-cumulative	Non-cumulative
23	Convertible or non-convertible	Non-convertible	Non-convertible	Non-convertible
24	If convertible: conversion trigger(s)	n. a.	n. a.	n. a.
25	If convertible: full or partial	n. a.	n. a.	n. a.
26	If convertible: conversion rate	n. a.	n. a.	n. a.
27	If convertible: conversion obligatory or optional	n. a.	n. a.	n. a.
28	If convertible: instrument type to be converted into	n. a.	n. a.	n. a.
29	If convertible: issuer of instrument to be converted into	n. a.	n. a.	n. a.
30	Write-down features	No	No	No
31	If write-down: write-down trigger(s)	n. a.	n. a.	n. a.
32	If write-down: full or partial	n. a.	n. a.	n. a.
33	If write-down: permanent / temporary / n.a.	n. a.	n. a.	n. a.
34	If temporary write-down: reversal mechanism	n. a.	n. a.	n. a.
35	Position in subordination hierarchy in liquidation (specify instrument type immediately senior to instrument)	Ranks behind non-subordinated liabilities (i.e. satisfied after all senior unsecured creditors)	Ranks behind non-subordinated liabilities (i.e. satisfied after all senior unsecured creditors)	Ranks behind non-subordinated liabilities (i.e. satisfied after all senior unsecured creditors)
36	Non-compliant transitioned features	No	No	No
37	If yes, specify non-compliant features	n. a.	n. a.	n. a.

¹⁾ No portions of the issue have been reclassified to a lower level.

Instrument 127	Instrument 128	Instrument 129	Instrument 130	Instrument 131
Landesbank Hessen-Thüringen Girozentrale, AöR	Landesbank Hessen-Thüringen Girozentrale, AöR	Landesbank Hessen-Thüringen Girozentrale, AöR	Landesbank Hessen-Thüringen Girozentrale, AöR	Landesbank Hessen-Thüringen Girozentrale, AöR
Bilateral agreement with no third-party reference	Bilateral agreement with no third-party reference	Bilateral agreement with no third-party reference	Bilateral agreement with no third-party reference	Bilateral agreement with no third-party reference
German law	German law	German law	German law	German law
Tier 2	Tier 2	Tier 2	Tier 2	Tier 2
Tier 2	Tier 2	Tier 2	Tier 2	Tier 2
Group & solo	Group & solo	Group & solo	Group & solo	Group & solo
Subordinated loan	Subordinated loan	Subordinated loan	Subordinated loan	Subordinated loan
2	10	12	2	5
2	10	12	2	5
EUR	EUR	EUR	EUR	EUR
2	10	12	2	5
1	1	1	0.998	1
1	1	1	1	1
Liability – amortised cost	Liability – amortised cost	Liability – amortised cost	Liability – amortised cost	Liability – amortised cost
28.07.15	31.07.15	31.07.15	03.08.15	05.08.15
Dated	Dated	Dated	Dated	Dated
28.07.25	31.07.30	31.07.25	03.08.27	05.08.30
Yes	Yes	Yes	Yes	Yes
n. a.	n. a.	n. a.	n. a.	n. a.
n. a.	n. a.	n. a.	n. a.	n. a.
Fixed	Fixed	Fixed	Fixed	Fixed
3.0250 %	3.4000 %	3.0400 %	3.1900 %	3.3800 %
No	No	No	No	No
Mandatory	Mandatory	Mandatory	Mandatory	Mandatory
Mandatory	Mandatory	Mandatory	Mandatory	Mandatory
No	No	No	No	No
Non-cumulative	Non-cumulative	Non-cumulative	Non-cumulative	Non-cumulative
Non-convertible	Non-convertible	Non-convertible	Non-convertible	Non-convertible
n. a.	n. a.	n. a.	n. a.	n. a.
n. a.	n. a.	n. a.	n. a.	n. a.
n. a.	n. a.	n. a.	n. a.	n. a.
n. a.	n. a.	n. a.	n. a.	n. a.
n. a.	n. a.	n. a.	n. a.	n. a.
n. a.	n. a.	n. a.	n. a.	n. a.
No	No	No	No	No
n. a.	n. a.	n. a.	n. a.	n. a.
n. a.	n. a.	n. a.	n. a.	n. a.
n. a.	n. a.	n. a.	n. a.	n. a.
n. a.	n. a.	n. a.	n. a.	n. a.
Ranks behind non-subordinated liabilities (i.e. satisfied after all senior unsecured creditors)	Ranks behind non-subordinated liabilities (i.e. satisfied after all senior unsecured creditors)	Ranks behind non-subordinated liabilities (i.e. satisfied after all senior unsecured creditors)	Ranks behind non-subordinated liabilities (i.e. satisfied after all senior unsecured creditors)	Ranks behind non-subordinated liabilities (i.e. satisfied after all senior unsecured creditors)
No	No	No	No	No
n. a.	n. a.	n. a.	n. a.	n. a.

Key Features of the Capital Instruments		Instrument 132	Instrument 133	Instrument 134
1	Issuer	Landesbank Hessen-Thüringen Girozentrale, AöR	Landesbank Hessen-Thüringen Girozentrale, AöR	Landesbank Hessen-Thüringen Girozentrale, AöR
2	Unique identifier (e.g. CUSIP, ISIN or Bloomberg identifier for private placement)	Bilateral agreement with no third-party reference	Bilateral agreement with no third-party reference	Bilateral agreement with no third-party reference
3	Law applicable to the instrument	German law	German law	German law
Regulatory treatment				
4	CRR transitional provisions ¹⁾	Tier 2	Tier 2	Tier 2
5	Post-transitional CRR rules	Tier 2	Tier 2	Tier 2
6	Eligible at solo/group/group&solo levels	Group & solo	Group & solo	Group & solo
7	Instrument type	Subordinated loan	Subordinated loan	Subordinated loan
8	Amount eligible as regulatory own funds (in € m, as at most recent reporting date)	2	7	2
9	Par value of instrument (issue currency, in € m)	2	7	2
	Issue currency	EUR	EUR	EUR
	Par value of instrument (EUR equivalent, in € m)	2	7	2
9a	Issue price	0.9982	0.99418	0.998
9b	Redemption price	1	1	1
10	Accounting classification	Liability – amortised cost	Liability – amortised cost	Liability – amortised cost
11	Original issue date	06.08.15	12.08.15	11.08.15
12	Perpetual or dated	Dated	Dated	Dated
13	Original maturity date	06.08.30	12.08.30	12.08.30
14	Issuer call subject to prior supervisory approval	Yes	Yes	Yes
15	Optional call date and redemption amount	n. a.	n. a.	n. a.
16	Subsequent call dates, if applicable	n. a.	n. a.	n. a.
Coupons/dividends				
17	Fixed or floating dividend/coupon	Fixed	Fixed	Fixed
18	Coupon rate and any related index	3.2750 %	3.3400 %	3.3750 %
19	Existence of a dividend stopper	No	No	No
20a	Fully discretionary, partially discretionary or mandatory (in terms of timing)	Mandatory	Mandatory	Mandatory
20b	Fully discretionary, partially discretionary or mandatory (in terms of amount)	Mandatory	Mandatory	Mandatory
21	Existence of a step up or other incentive to redeem	No	No	No
22	Non-cumulative or cumulative	Non-cumulative	Non-cumulative	Non-cumulative
23	Convertible or non-convertible	Non-convertible	Non-convertible	Non-convertible
24	If convertible: conversion trigger(s)	n. a.	n. a.	n. a.
25	If convertible: full or partial	n. a.	n. a.	n. a.
26	If convertible: conversion rate	n. a.	n. a.	n. a.
27	If convertible: conversion obligatory or optional	n. a.	n. a.	n. a.
28	If convertible: instrument type to be converted into	n. a.	n. a.	n. a.
29	If convertible: issuer of instrument to be converted into	n. a.	n. a.	n. a.
30	Write-down features	No	No	No
31	If write-down: write-down trigger(s)	n. a.	n. a.	n. a.
32	If write-down: full or partial	n. a.	n. a.	n. a.
33	If write-down: permanent / temporary / n.a.	n. a.	n. a.	n. a.
34	If temporary write-down: reversal mechanism	n. a.	n. a.	n. a.
35	Position in subordination hierarchy in liquidation (specify instrument type immediately senior to instrument)	Ranks behind non-subordinated liabilities (i.e. satisfied after all senior unsecured creditors)	Ranks behind non-subordinated liabilities (i.e. satisfied after all senior unsecured creditors)	Ranks behind non-subordinated liabilities (i.e. satisfied after all senior unsecured creditors)
36	Non-compliant transitioned features	No	No	No
37	If yes, specify non-compliant features	n. a.	n. a.	n. a.

¹⁾ No portions of the issue have been reclassified to a lower level.

Instrument 135	Instrument 136	Instrument 137	Instrument 138	Instrument 139
Landesbank Hessen-Thüringen Girozentrale, AöR	Landesbank Hessen-Thüringen Girozentrale, AöR	Landesbank Hessen-Thüringen Girozentrale, AöR	Landesbank Hessen-Thüringen Girozentrale, AöR	Landesbank Hessen-Thüringen Girozentrale, AöR
Bilateral agreement with no third-party reference	Bilateral agreement with no third-party reference	Bilateral agreement with no third-party reference	DE000HLB1AH8	Bilateral agreement with no third-party reference
German law	German law	German law	German law	German law
Tier 2	Tier 2	Tier 2	Tier 2	Tier 2
Tier 2	Tier 2	Tier 2	Tier 2	Tier 2
Group & solo	Group & solo	Group & solo	Group & solo	Group & solo
Subordinated loan	Subordinated loan	Subordinated loan	Subordinated bond	Subordinated loan
1	10	5	5	5
1	10	5	5	5
EUR	EUR	EUR	EUR	EUR
1	10	5	5	5
1	1	0.9979	1	1
1	1	1	1	1
Liability – amortised cost	Liability – amortised cost	Liability – amortised cost	Liability – amortised cost	Liability – amortised cost
11.08.15	12.08.15	25.08.15	02.09.15	02.09.15
Dated	Dated	Dated	Dated	Dated
11.08.25	12.08.25	25.08.25	02.09.30	02.09.30
Yes	Yes	Yes	Yes	Yes
n. a.	n. a.	n. a.	n. a.	n. a.
n. a.	n. a.	n. a.	n. a.	n. a.
Fixed	Fixed	Fixed	Fixed	Fixed
3.0300 %	3.0250 %	2.9200 %	3.3400 %	3.3300 %
No	No	No	No	No
Mandatory	Mandatory	Mandatory	Mandatory	Mandatory
Mandatory	Mandatory	Mandatory	Mandatory	Mandatory
No	No	No	No	No
Non-cumulative	Non-cumulative	Non-cumulative	Non-cumulative	Non-cumulative
Non-convertible	Non-convertible	Non-convertible	Non-convertible	Non-convertible
n. a.	n. a.	n. a.	n. a.	n. a.
n. a.	n. a.	n. a.	n. a.	n. a.
n. a.	n. a.	n. a.	n. a.	n. a.
n. a.	n. a.	n. a.	n. a.	n. a.
n. a.	n. a.	n. a.	n. a.	n. a.
n. a.	n. a.	n. a.	n. a.	n. a.
No	No	No	No	No
n. a.	n. a.	n. a.	n. a.	n. a.
n. a.	n. a.	n. a.	n. a.	n. a.
n. a.	n. a.	n. a.	n. a.	n. a.
n. a.	n. a.	n. a.	n. a.	n. a.
Ranks behind non-subordinated liabilities (i.e. satisfied after all senior unsecured creditors)	Ranks behind non-subordinated liabilities (i.e. satisfied after all senior unsecured creditors)	Ranks behind non-subordinated liabilities (i.e. satisfied after all senior unsecured creditors)	Ranks behind non-subordinated liabilities (i.e. satisfied after all senior unsecured creditors)	Ranks behind non-subordinated liabilities (i.e. satisfied after all senior unsecured creditors)
No	No	No	No	No
n. a.	n. a.	n. a.	n. a.	n. a.

Key Features of the Capital Instruments		Instrument 140	Instrument 141	Instrument 142
1	Issuer	Landesbank Hessen-Thüringen Girozentrale, AöR	Landesbank Hessen-Thüringen Girozentrale, AöR	Landesbank Hessen-Thüringen Girozentrale, AöR
2	Unique identifier (e.g. CUSIP, ISIN or Bloomberg identifier for private placement)	DE000HLB1AJ4	Bilateral agreement with no third-party reference	Bilateral agreement with no third-party reference
3	Law applicable to the instrument	German law	German law	German law
Regulatory treatment				
4	CRR transitional provisions ¹⁾	Tier 2	Tier 2	Tier 2
5	Post-transitional CRR rules	Tier 2	Tier 2	Tier 2
6	Eligible at solo/group/group&solo levels	Group & solo	Group & solo	Group & solo
7	Instrument type	Subordinated bond	Subordinated loan	Subordinated loan
8	Amount eligible as regulatory own funds (in € m, as at most recent reporting date)	5	12	1
9	Par value of instrument (issue currency, in € m)	5	13	1
	Issue currency	EUR	EUR	EUR
	Par value of instrument (EUR equivalent, in € m)	5	13	1
9a	Issue price	0.9953	0.99908	0.9782
9b	Redemption price	1	1	1
10	Accounting classification	Liability – amortised cost	Liability – amortised cost	Liability – amortised cost
11	Original issue date	08.09.15	08.09.15	23.09.15
12	Perpetual or dated	Dated	Dated	Dated
13	Original maturity date	08.09.25	08.09.26	23.09.25
14	Issuer call subject to prior supervisory approval	Yes	Yes	Yes
15	Optional call date and redemption amount	n. a.	n. a.	n. a.
16	Subsequent call dates, if applicable	n. a.	n. a.	n. a.
Coupons/dividends				
17	Fixed or floating dividend/coupon	Fixed	Fixed	Fixed
18	Coupon rate and any related index	3.0300 %	3.1900 %	2.7500 %
19	Existence of a dividend stopper	No	No	No
20a	Fully discretionary, partially discretionary or mandatory (in terms of timing)	Mandatory	Mandatory	Mandatory
20b	Fully discretionary, partially discretionary or mandatory (in terms of amount)	Mandatory	Mandatory	Mandatory
21	Existence of a step up or other incentive to redeem	No	No	No
22	Non-cumulative or cumulative	Non-cumulative	Non-cumulative	Non-cumulative
23	Convertible or non-convertible	Non-convertible	Non-convertible	Non-convertible
24	If convertible: conversion trigger(s)	n. a.	n. a.	n. a.
25	If convertible: full or partial	n. a.	n. a.	n. a.
26	If convertible: conversion rate	n. a.	n. a.	n. a.
27	If convertible: conversion obligatory or optional	n. a.	n. a.	n. a.
28	If convertible: instrument type to be converted into	n. a.	n. a.	n. a.
29	If convertible: issuer of instrument to be converted into	n. a.	n. a.	n. a.
30	Write-down features	No	No	No
31	If write-down: write-down trigger(s)	n. a.	n. a.	n. a.
32	If write-down: full or partial	n. a.	n. a.	n. a.
33	If write-down: permanent / temporary / n.a.	n. a.	n. a.	n. a.
34	If temporary write-down: reversal mechanism	n. a.	n. a.	n. a.
35	Position in subordination hierarchy in liquidation (specify instrument type immediately senior to instrument)	Ranks behind non-subordinated liabilities (i.e. satisfied after all senior unsecured creditors)	Ranks behind non-subordinated liabilities (i.e. satisfied after all senior unsecured creditors)	Ranks behind non-subordinated liabilities (i.e. satisfied after all senior unsecured creditors)
36	Non-compliant transitioned features	No	No	No
37	If yes, specify non-compliant features	n. a.	n. a.	n. a.

¹⁾ No portions of the issue have been reclassified to a lower level.

Instrument 143	Instrument 144	Instrument 145	Instrument 146	Instrument 147
Landesbank Hessen-Thüringen Girozentrale, AöR	Landesbank Hessen-Thüringen Girozentrale, AöR	Landesbank Hessen-Thüringen Girozentrale, AöR	Landesbank Hessen-Thüringen Girozentrale, AöR	Landesbank Hessen-Thüringen Girozentrale, AöR
Bilateral agreement with no third-party reference	Bilateral agreement with no third-party reference	Bilateral agreement with no third-party reference	Bilateral agreement with no third-party reference	Bilateral agreement with no third-party reference
German law	German law	German law	German law	German law
Tier 2	Tier 2	Tier 2	Tier 2	Tier 2
Tier 2	Tier 2	Tier 2	Tier 2	Tier 2
Group & solo	Group & solo	Group & solo	Group & solo	Group & solo
Subordinated loan	Subordinated loan	Subordinated loan	Subordinated loan	Subordinated loan
3	3	5	67	10
3	3	5	67	10
EUR	EUR	EUR	EUR	EUR
3	3	5	67	10
1	1	1	1	1
1	1	1	1	1
Liability – amortised cost	Liability – amortised cost	Liability – amortised cost	Liability – amortised cost	Liability – amortised cost
24.09.15	29.09.15	29.09.15	01.10.15	01.10.15
Dated	Dated	Dated	Dated	Dated
24.09.29	29.09.25	29.09.25	01.10.25	01.10.35
Yes	Yes	Yes	Yes	Yes
n. a.	n. a.	n. a.	n. a.	n. a.
n. a.	n. a.	n. a.	n. a.	n. a.
Fixed	Fixed	Fixed	Fixed	Fixed
3.3400 %	3.1700 %	3.1600 %	3.1500 %	3.7240 %
No	No	No	No	No
Mandatory	Mandatory	Mandatory	Mandatory	Mandatory
Mandatory	Mandatory	Mandatory	Mandatory	Mandatory
No	No	No	No	No
Non-cumulative	Non-cumulative	Non-cumulative	Non-cumulative	Non-cumulative
Non-convertible	Non-convertible	Non-convertible	Non-convertible	Non-convertible
n. a.	n. a.	n. a.	n. a.	n. a.
n. a.	n. a.	n. a.	n. a.	n. a.
n. a.	n. a.	n. a.	n. a.	n. a.
n. a.	n. a.	n. a.	n. a.	n. a.
n. a.	n. a.	n. a.	n. a.	n. a.
n. a.	n. a.	n. a.	n. a.	n. a.
No	No	No	No	No
n. a.	n. a.	n. a.	n. a.	n. a.
n. a.	n. a.	n. a.	n. a.	n. a.
n. a.	n. a.	n. a.	n. a.	n. a.
n. a.	n. a.	n. a.	n. a.	n. a.
Ranks behind non-subordinated liabilities (i.e. satisfied after all senior unsecured creditors)	Ranks behind non-subordinated liabilities (i.e. satisfied after all senior unsecured creditors)	Ranks behind non-subordinated liabilities (i.e. satisfied after all senior unsecured creditors)	Ranks behind non-subordinated liabilities (i.e. satisfied after all senior unsecured creditors)	Ranks behind non-subordinated liabilities (i.e. satisfied after all senior unsecured creditors)
No	No	No	No	No
n. a.	n. a.	n. a.	n. a.	n. a.

Key Features of the Capital Instruments		Instrument 148	Instrument 149	Instrument 150
1	Issuer	Landesbank Hessen-Thüringen Girozentrale, AöR	Landesbank Hessen-Thüringen Girozentrale, AöR	Landesbank Hessen-Thüringen Girozentrale, AöR
2	Unique identifier (e.g. CUSIP, ISIN or Bloomberg identifier for private placement)	XS1306576726	Bilateral agreement with no third-party reference	Bilateral agreement with no third-party reference
3	Law applicable to the instrument	German law	German law	German law
Regulatory treatment				
4	CRR transitional provisions ¹⁾	Tier 2	Tier 2	Tier 2
5	Post-transitional CRR rules	Tier 2	Tier 2	Tier 2
6	Eligible at solo/group/group&solo levels	Group & solo	Group & solo	Group & solo
7	Instrument type	Subordinated bond	Subordinated loan	Subordinated loan
8	Amount eligible as regulatory own funds (in € m, as at most recent reporting date)	40	5	4
9	Par value of instrument (issue currency, in € m)	40	5	4
	Issue currency	EUR	EUR	EUR
	Par value of instrument (EUR equivalent, in € m)	40	5	4
9a	Issue price	1	0.9975	1
9b	Redemption price	1	1	1
10	Accounting classification	Liability – amortised cost	Liability – amortised cost	Liability – amortised cost
11	Original issue date	21.10.15	14.10.15	16.10.15
12	Perpetual or dated	Dated	Dated	Dated
13	Original maturity date	21.10.30	14.10.30	16.10.25
14	Issuer call subject to prior supervisory approval	Yes	Yes	Yes
15	Optional call date and redemption amount	n. a.	n. a.	n. a.
16	Subsequent call dates, if applicable	n. a.	n. a.	n. a.
Coupons/dividends				
17	Fixed or floating dividend/coupon	Floating	Fixed	Fixed
18	Coupon rate and any related index	1.6000 % / Euribor	3.5300 %	3.1700 %
19	Existence of a dividend stopper	No	No	No
20a	Fully discretionary, partially discretionary or mandatory (in terms of timing)	Mandatory	Mandatory	Mandatory
20b	Fully discretionary, partially discretionary or mandatory (in terms of amount)	Mandatory	Mandatory	Mandatory
21	Existence of a step up or other incentive to redeem	No	No	No
22	Non-cumulative or cumulative	Non-cumulative	Non-cumulative	Non-cumulative
23	Convertible or non-convertible	Non-convertible	Non-convertible	Non-convertible
24	If convertible: conversion trigger(s)	n. a.	n. a.	n. a.
25	If convertible: full or partial	n. a.	n. a.	n. a.
26	If convertible: conversion rate	n. a.	n. a.	n. a.
27	If convertible: conversion obligatory or optional	n. a.	n. a.	n. a.
28	If convertible: instrument type to be converted into	n. a.	n. a.	n. a.
29	If convertible: issuer of instrument to be converted into	n. a.	n. a.	n. a.
30	Write-down features	No	No	No
31	If write-down: write-down trigger(s)	n. a.	n. a.	n. a.
32	If write-down: full or partial	n. a.	n. a.	n. a.
33	If write-down: permanent / temporary / n.a.	n. a.	n. a.	n. a.
34	If temporary write-down: reversal mechanism	n. a.	n. a.	n. a.
35	Position in subordination hierarchy in liquidation (specify instrument type immediately senior to instrument)	Ranks behind non-subordinated liabilities (i.e. satisfied after all senior unsecured creditors)	Ranks behind non-subordinated liabilities (i.e. satisfied after all senior unsecured creditors)	Ranks behind non-subordinated liabilities (i.e. satisfied after all senior unsecured creditors)
36	Non-compliant transitioned features	No	No	No
37	If yes, specify non-compliant features	n. a.	n. a.	n. a.

¹⁾ No portions of the issue have been reclassified to a lower level.

Instrument 151	Instrument 152	Instrument 153	Instrument 154	Instrument 155
Landesbank Hessen-Thüringen Girozentrale, AöR	Landesbank Hessen-Thüringen Girozentrale, AöR	Landesbank Hessen-Thüringen Girozentrale, AöR	Landesbank Hessen-Thüringen Girozentrale, AöR	Landesbank Hessen-Thüringen Girozentrale, AöR
Bilateral agreement with no third-party reference	Bilateral agreement with no third-party reference	Bilateral agreement with no third-party reference	Bilateral agreement with no third-party reference	Bilateral agreement with no third-party reference
German law	German law	German law	German law	German law
Tier 2	Tier 2	Tier 2	Tier 2	Tier 2
Tier 2	Tier 2	Tier 2	Tier 2	Tier 2
Group & solo	Group & solo	Group & solo	Group & solo	Group & solo
Subordinated loan	Subordinated loan	Subordinated loan	Subordinated loan	Subordinated loan
1	10	5	16	15
1	10	5	17	15
EUR	EUR	EUR	EUR	EUR
1	10	5	17	15
0.997	1	0.99133	1	1
1	1	1	1	1
Liability – amortised cost	Liability – amortised cost	Liability – amortised cost	Liability – amortised cost	Liability – amortised cost
21.10.15	23.10.15	28.10.15	02.11.15	04.11.15
Dated	Dated	Dated	Dated	Dated
21.10.30	23.10.25	28.10.30	31.10.25	04.11.25
Yes	Yes	Yes	Yes	Yes
n. a.	n. a.	n. a.	n. a.	n. a.
n. a.	n. a.	n. a.	n. a.	n. a.
Fixed	Floating	Fixed	Fixed	Floating
3.4700 %	1.8770 % / Euribor	3.4000 %	3.0400 %	1.8710 % / Euribor
No	No	No	No	No
Mandatory	Mandatory	Mandatory	Mandatory	Mandatory
Mandatory	Mandatory	Mandatory	Mandatory	Mandatory
No	No	No	No	No
Non-cumulative	Non-cumulative	Non-cumulative	Non-cumulative	Non-cumulative
Non-convertible	Non-convertible	Non-convertible	Non-convertible	Non-convertible
n. a.	n. a.	n. a.	n. a.	n. a.
n. a.	n. a.	n. a.	n. a.	n. a.
n. a.	n. a.	n. a.	n. a.	n. a.
n. a.	n. a.	n. a.	n. a.	n. a.
n. a.	n. a.	n. a.	n. a.	n. a.
n. a.	n. a.	n. a.	n. a.	n. a.
No	No	No	No	No
n. a.	n. a.	n. a.	n. a.	n. a.
n. a.	n. a.	n. a.	n. a.	n. a.
n. a.	n. a.	n. a.	n. a.	n. a.
n. a.	n. a.	n. a.	n. a.	n. a.
Ranks behind non-subordinated liabilities (i.e. satisfied after all senior unsecured creditors)	Ranks behind non-subordinated liabilities (i.e. satisfied after all senior unsecured creditors)	Ranks behind non-subordinated liabilities (i.e. satisfied after all senior unsecured creditors)	Ranks behind non-subordinated liabilities (i.e. satisfied after all senior unsecured creditors)	Ranks behind non-subordinated liabilities (i.e. satisfied after all senior unsecured creditors)
No	No	No	No	No
n. a.	n. a.	n. a.	n. a.	n. a.

Key Features of the Capital Instruments		Instrument 156	Instrument 157	Instrument 158
1	Issuer	Landesbank Hessen-Thüringen Girozentrale, AöR	Landesbank Hessen-Thüringen Girozentrale, AöR	Landesbank Hessen-Thüringen Girozentrale, AöR
2	Unique identifier (e.g. CUSIP, ISIN or Bloomberg identifier for private placement)	Bilateral agreement with no third-party reference	Bilateral agreement with no third-party reference	Bilateral agreement with no third-party reference
3	Law applicable to the instrument	German law	German law	German law
Regulatory treatment				
4	CRR transitional provisions ¹⁾	Tier 2	Tier 2	Tier 2
5	Post-transitional CRR rules	Tier 2	Tier 2	Tier 2
6	Eligible at solo/group/group&solo levels	Group & solo	Group & solo	Group & solo
7	Instrument type	Subordinated loan	Subordinated loan	Subordinated loan
8	Amount eligible as regulatory own funds (in € m, as at most recent reporting date)	1	2	5
9	Par value of instrument (issue currency, in € m)	1	2	5
	Issue currency	EUR	EUR	EUR
	Par value of instrument (EUR equivalent, in € m)	1	2	5
9a	Issue price	1	1	0.9949
9b	Redemption price	1	1	1
10	Accounting classification	Liability – amortised cost	Liability – amortised cost	Liability – amortised cost
11	Original issue date	10.11.15	10.11.15	17.11.15
12	Perpetual or dated	Dated	Dated	Dated
13	Original maturity date	10.11.25	10.11.25	17.11.25
14	Issuer call subject to prior supervisory approval	Yes	Yes	Yes
15	Optional call date and redemption amount	n. a.	n. a.	n. a.
16	Subsequent call dates, if applicable	n. a.	n. a.	n. a.
Coupons/dividends				
17	Fixed or floating dividend/coupon	Fixed	Fixed	Fixed
18	Coupon rate and any related index	3.1350 %	3.1400 %	3.0500 %
19	Existence of a dividend stopper	No	No	No
20a	Fully discretionary, partially discretionary or mandatory (in terms of timing)	Mandatory	Mandatory	Mandatory
20b	Fully discretionary, partially discretionary or mandatory (in terms of amount)	Mandatory	Mandatory	Mandatory
21	Existence of a step up or other incentive to redeem	No	No	No
22	Non-cumulative or cumulative	Non-cumulative	Non-cumulative	Non-cumulative
23	Convertible or non-convertible	Non-convertible	Non-convertible	Non-convertible
24	If convertible: conversion trigger(s)	n. a.	n. a.	n. a.
25	If convertible: full or partial	n. a.	n. a.	n. a.
26	If convertible: conversion rate	n. a.	n. a.	n. a.
27	If convertible: conversion obligatory or optional	n. a.	n. a.	n. a.
28	If convertible: instrument type to be converted into	n. a.	n. a.	n. a.
29	If convertible: issuer of instrument to be converted into	n. a.	n. a.	n. a.
30	Write-down features	No	No	No
31	If write-down: write-down trigger(s)	n. a.	n. a.	n. a.
32	If write-down: full or partial	n. a.	n. a.	n. a.
33	If write-down: permanent / temporary / n.a.	n. a.	n. a.	n. a.
34	If temporary write-down: reversal mechanism	n. a.	n. a.	n. a.
35	Position in subordination hierarchy in liquidation (specify instrument type immediately senior to instrument)	Ranks behind non-subordinated liabilities (i.e. satisfied after all senior unsecured creditors)	Ranks behind non-subordinated liabilities (i.e. satisfied after all senior unsecured creditors)	Ranks behind non-subordinated liabilities (i.e. satisfied after all senior unsecured creditors)
36	Non-compliant transitioned features	No	No	No
37	If yes, specify non-compliant features	n. a.	n. a.	n. a.

¹⁾ No portions of the issue have been reclassified to a lower level.

Instrument 159	Instrument 160	Instrument 161	Instrument 162	Instrument 163
Landesbank Hessen-Thüringen Girozentrale, AöR	Landesbank Hessen-Thüringen Girozentrale, AöR	Landesbank Hessen-Thüringen Girozentrale, AöR	Landesbank Hessen-Thüringen Girozentrale, AöR	Landesbank Hessen-Thüringen Girozentrale, AöR
Bilateral agreement with no third-party reference	Bilateral agreement with no third-party reference	Bilateral agreement with no third-party reference	Bilateral agreement with no third-party reference	DE00HLB2DM0
German law	German law	German law	German law	German law
Tier 2	Tier 2	Tier 2	Tier 2	Tier 2
Tier 2	Tier 2	Tier 2	Tier 2	Tier 2
Group & solo	Group & solo	Group & solo	Group & solo	Group & solo
Subordinated loan	Subordinated loan	Subordinated loan	Subordinated loan	Subordinated bond
0	10	10	3	162
1	10	10	3	166
EUR	EUR	EUR	EUR	EUR
1	10	10	3	166
0.99	1	1	1	0.99
1	1	1	1	1
Liability – amortised cost	Liability – amortised cost	Liability – amortised cost	Liability – amortised cost	Liability – amortised cost
18.11.15	19.11.15	02.12.15	02.12.15	18.11.15
Dated	Dated	Dated	Dated	Dated
18.11.25	19.11.25	02.12.25	02.12.25	18.11.25
Yes	Yes	Yes	Yes	Yes
n. a.	n. a.	n. a.	n. a.	n. a.
n. a.	n. a.	n. a.	n. a.	n. a.
Fixed	Fixed	Fixed	Fixed	Fixed
3.0000 %	3.1000 %	3.0250 %	3.0400 %	3.0000 %
No	No	No	No	No
Mandatory	Mandatory	Mandatory	Mandatory	Mandatory
Mandatory	Mandatory	Mandatory	Mandatory	Mandatory
No	No	No	No	No
Non-cumulative	Non-cumulative	Non-cumulative	Non-cumulative	Non-cumulative
Non-convertible	Non-convertible	Non-convertible	Non-convertible	Non-convertible
n. a.	n. a.	n. a.	n. a.	n. a.
n. a.	n. a.	n. a.	n. a.	n. a.
n. a.	n. a.	n. a.	n. a.	n. a.
n. a.	n. a.	n. a.	n. a.	n. a.
n. a.	n. a.	n. a.	n. a.	n. a.
n. a.	n. a.	n. a.	n. a.	n. a.
No	No	No	No	No
n. a.	n. a.	n. a.	n. a.	n. a.
n. a.	n. a.	n. a.	n. a.	n. a.
n. a.	n. a.	n. a.	n. a.	n. a.
Ranks behind non-subordinated liabilities (i.e. satisfied after all senior unsecured creditors)	Ranks behind non-subordinated liabilities (i.e. satisfied after all senior unsecured creditors)	Ranks behind non-subordinated liabilities (i.e. satisfied after all senior unsecured creditors)	Ranks behind non-subordinated liabilities (i.e. satisfied after all senior unsecured creditors)	Ranks behind non-subordinated liabilities (i.e. satisfied after all senior unsecured creditors)
No	No	No	No	No
n. a.	n. a.	n. a.	n. a.	n. a.

List of Abbreviations and Key Terms

Abbreviation	Definition
AIRB	Advanced IRB
AT1	Additional Tier 1 capital
BaFin	German Federal Financial Supervisory Authority (Bundesanstalt für Finanzdienstleistungsaufsicht)
CCF	Credit conversion factor
CCP	Central counterparty
CET1	Common Equity Tier 1 capital
CIU	Collective investment undertakings (CRSA exposure class)
CRD	Capital Requirements Directive (CRD IV)
CRM	Credit Risk Management
CRR	Capital Requirements Regulation
CRSA	Credit Risk Standardised Approach
CVA	Credit valuation adjustment
DVA	Debit value adjustment
EBA	European Banking Authority
ECB	European Central Bank
EL	Expected loss
ELLI	Risk measurement system (interest rate option risk)
Euribor	Euro Interbank Offered Rate
FBA	Funding benefit adjustment
FCA	Funding cost adjustment
FIRB	Foundation IRB
FSP	Frankfurter Sparkasse
FVA	Funding valuation adjustment
HGB	German Commercial Code (Handelsgesetzbuch)
IAA	Internal Assessment Approach for Securitisations
IAS	International Accounting Standards

Abbreviation	Definition
IFRS	International Financial Reporting Standards
IM	Internal models for market risk
IRB	Internal Ratings-Based (Approach) (FIRB/AIRB)
IRC	Incremental Risk Charge for default and migration risk
KWG	German Banking Act (Kreditwesengesetz)
LBS	Landesbausparkasse
LCR	Liquidity Coverage Ratio
LGD	Loss Given Default
MaR/VaR	Money-at-risk/value-at-risk
MaRC ²	Risk measurement system (linear interest rate risk)
MTA	Minimum transfer amounts
O-SIIs	Other systemically important institutions
OTC	Over-the-counter
PD	Probability of default
RW	Risk weight
RWAs	Risk-weighted assets
SA	Standardised Approach (market risk)
SAG	German Recovery and Resolution Act
SFA	Supervisory Formula Approach
SFTs	Securities financing transactions
SME	Small and medium-sized enterprises
SolvV	German Solvency Regulation
STA	Standardised Approach (operational risks)
T1	Tier 1 capital (T1 = CET1 + AT1)
T2	Tier 2 capital
TC	Total capital (TC = T1 + T2)

Imprint

Published by

Helaba
Landesbank Hessen-Thüringen
Frankfurt am Main/Erfurt

Concept and design

3st kommunikation, Mainz

Copyright

© Helaba Landesbank Hessen-Thüringen, 2018
All rights reserved including, in particular, the right to copy this document (in whole or in part). This document may not be reproduced by any means or duplicated using electronic systems without the written consent of Helaba Landesbank Hessen-Thüringen.

This English translation is provided solely for convenience. The translation is not binding. The original German text is the sole authoritative version and shall prevail in case of any conflict.

Helaba
Landesbank Hessen-Thüringen

MAIN TOWER
Neue Mainzer Strasse 52-58
60311 Frankfurt am Main
Germany
Phone +49 69/91 32-01

Bonifaciusstrasse 16
99084 Erfurt
Germany
Phone +49 3 61/2 17-71 00

www.helaba.com